

# Geelong Mountain Bike Club Race Event Summary

Event name, location and date:

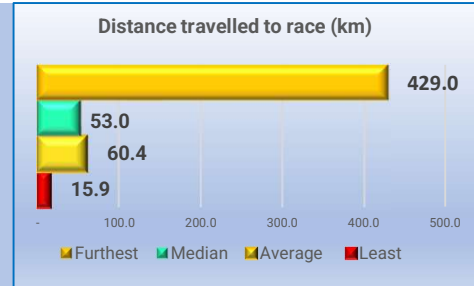
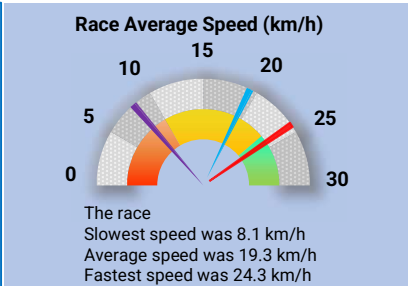
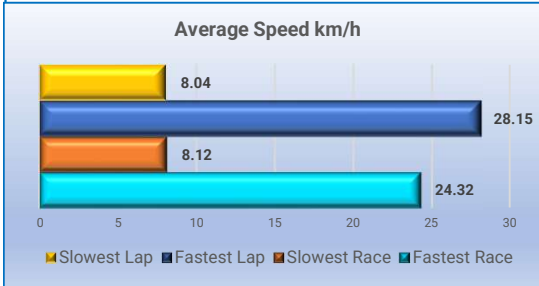
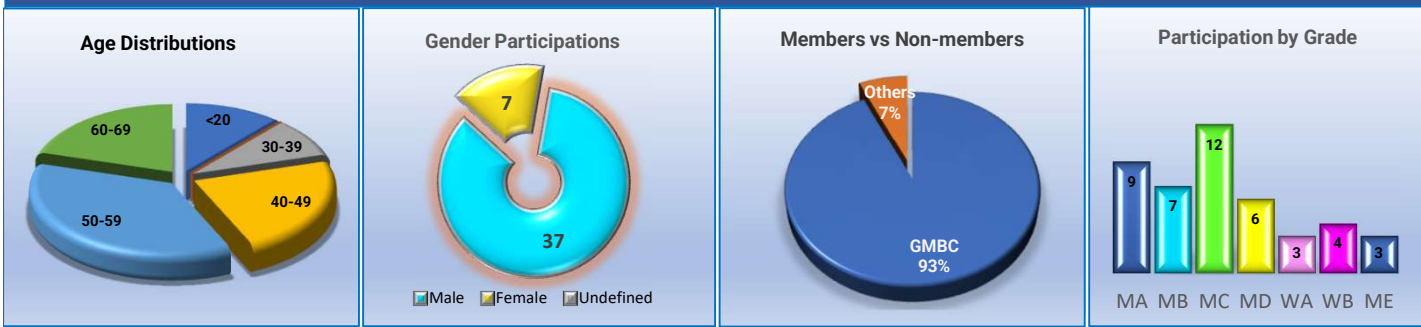
**Auntumn 2026 Round 6 at Stockyards on 27 June 2026**



Lap distance:

**5.673 kilometers**

## Dashboard



## Race Average Speed Thresholds

<b>MA</b>	<b>Men A grade</b>	21.91 km/h to 24.32 km/h
<b>MB</b>	<b>Men B grade</b>	18.87 km/h to 23.04 km/h
<b>MC</b>	<b>Men C grade</b>	16.28 km/h to 21.10 km/h
<b>MD</b>	<b>Men D grade</b>	12.21 km/h to 17.56 km/h

<b>WA</b>	<b>Women A grade</b>	17.10 km/h to 23.77 km/h
<b>WB</b>	<b>Women B grade</b>	8.12 km/h to 16.66 km/h
<b>ME</b>	<b>Men E Bike</b>	17.84 km/h to 22.67 km/h
<b>WE</b>	<b>Women E Bike</b>	0.00 km/h to 0.00 km/h

## Podium finishers by categories

### All Riders

Men A Grade				
Place	Name	Laps	Ave km/h	Total Time
1	Ryan HOLMBERG	6	23.705	01:26:09.5
2	Jack LAMSHED	6	23.532	01:26:47.6
3	Duncan MURRAY	6	22.944	01:29:01.1

Men B Grade				
Place	Name	Laps	Ave km/h	Total Time
1	Benjamin WILLIAMS	6	23.043	01:28:38.2
2	Nick CARTER	5	21.841	01:17:55.6
3	Justin VOLLERUP	5	21.319	01:19:50.1

Men C Grade				
Place	Name	Laps	Ave km/h	Total Time
1	Oscar DURANTE	5	21.097	01:20:40.5
2	Benjamin STENGEL	5	20.104	01:24:39.7
3	Adam NEWTON	5	19.655	01:26:35.7

Men D Grade				
Place	Name	Laps	Ave km/h	Total Time
1	Dan HALE	4	17.565	01:17:31.3
2	Paul DURANTE	4	16.026	01:24:57.9
3	Anthony EVANS	4	15.688	01:26:47.4

Women A Grade				
Place	Name	Laps	Ave km/h	Total Time
1	Katriina DOWER	6	23.773	01:25:54.9
2	Melissa MACKENZIE	5	19.281	01:28:16.3
3	Karen BROOKES	4	17.102	01:19:36.9

### Geelong Mountain Bike Club Members

Men A Grade					
Place	Name	Laps	Ave km/h	Total Time	Championship Points
1	Ryan HOLMBERG	6	23.705	01:26:09.5	68.4759
2	Jack LAMSHED	6	23.532	01:26:47.6	68.4730
3	Duncan MURRAY	6	22.944	01:29:01.1	68.4632

Men B Grade					
Place	Name	Laps	Ave km/h	Total Time	Championship Points
1	Benjamin WILLIAMS	6	23.043	01:28:38.2	68.4648
2	Justin VOLLERUP	5	21.319	01:19:50.1	62.7035
3	Ewan SULLIVAN	5	21.083	01:20:43.8	62.7002

Men C Grade					
Place	Name	Laps	Ave km/h	Total Time	Championship Points
1	Oscar DURANTE	5	21.097	01:20:40.5	62.7004
2	Benjamin STENGEL	5	20.104	01:24:39.7	62.6866
3	Adam NEWTON	5	19.655	01:26:35.7	62.6804

Men D Grade					
Place	Name	Laps	Ave km/h	Total Time	Championship Points
1	Dan HALE	4	17.565	01:17:31.3	56.9292
2	Paul DURANTE	4	16.026	01:24:57.9	56.9121
3	Anthony EVANS	4	15.688	01:26:47.4	56.9083

Women A Grade					
Place	Name	Laps	Ave km/h	Total Time	Championship Points
1	Katriina DOWER	6	23.773	01:25:54.9	68.4770
2	Melissa MACKENZIE	5	19.281	01:28:16.3	62.6752
3	Karen BROOKES	4	17.102	01:19:36.9	56.9240

# Geelong Mountain Bike Club Race Event Summary



Event name, location and date: **Auntumn 2026 Round 6 at Stockyards on 27 June 2026**

Lap distance: **5.673 kilometers**

Women B Grade				
Place	Name	Laps	Ave km/h	Total Time
1	Stella GOLDSTRAW	4	16.660	01:21:43.8
2	Sally BROWN	4	16.570	01:22:10.3
3	Kari LANKFORD	4	15.884	01:25:43.3

Men E Bike				
Place	Name	Laps	Ave km/h	Total Time
1	George COUYANT	5	22.675	01:15:03.8
2	Anthony SPEECHLEY	5	21.739	01:18:17.5
3	Peter HENKEL	3	17.842	00:57:14.3

Women B Grade					
Place	Name	Laps	Ave km/h	Total Time	Championship Points
1	Stella GOLDSTRAW	4	16.660	01:21:43.8	56.9191
2	Sally BROWN	4	16.570	01:22:10.3	56.9181
3	Kari LANKFORD	4	15.884	01:25:43.3	56.9105

Men E Bike					
Place	Name	Laps	Ave km/h	Total Time	Championship Points
1	George COUYANT	5	22.675	01:15:03.8	62.7223
2	Anthony SPEECHLEY	5	21.739	01:18:17.5	62.7093
3	Peter HENKEL	3	17.842	00:57:14.3	51.2093

# Geelong Mountain Bike Club Race Event Summary

Series Number 2612

Event name, location and date *Auntumn 2026 Round 6 at Stockyards on 27 June 2026*

Lap distance *5.673 kilometers*



## Event race details by categories

### Men A Grade

Place	Name	Overall Rank	LAP N°	Race Ave km/h	Total HH:MM:SS	LAP 1 MM:SS	LAP 2 MM:SS	LAP 3 MM:SS	LAP 4 MM:SS	LAP 5 MM:SS	LAP 6 MM:SS	Lap Ave MM:SS	Median MM:SS	Fastest Lap Lap N°	Fastest Lap Lap Time	Slowest Lap Lap N°	Slowest Lap Lap Time
1	Ryan HOLMBERG	2	6	23.705	01:26:10	14:03	13:58	14:01	14:16	14:49	15:03	14:22	14:09	2	13:58	6	15:03
2	Jack LAMSHED	3	6	23.532	01:26:48	14:02	13:59	14:41	14:34	14:44	14:48	14:28	14:38	2	13:59	6	14:48
3	Duncan MURRAY	5	6	22.944	01:29:01	14:28	14:52	15:00	15:03	14:53	14:45	14:50	14:53	1	14:28	4	15:03
4	Cameron SHAKESPEARE	6	6	22.888	01:29:14	14:47	14:47	14:59	14:49	14:54	14:58	14:52	14:51	1	14:47	3	14:59
5	Chris PEARCE	8	5	22.557	01:15:27	14:48	14:47	14:59	15:05	15:48	00:00	15:05	14:59	2	14:47	5	15:48
6	Christopher DICK	9	5	22.190	01:16:42	15:35	15:09	15:31	15:28	14:59	00:00	15:20	15:28	5	14:59	1	15:35
7	Ashley GOLDSTRAW	10	5	22.149	01:16:51	15:06	15:33	15:36	15:30	15:07	00:00	15:22	15:30	1	15:06	3	15:36
8	Dominic BURTON	11	5	21.911	01:17:41	15:06	15:33	15:35	15:27	15:59	00:00	15:32	15:33	1	15:06	5	15:59
9	Robert WOOD	43	2	24.319	00:28:00	14:02	13:57	00:00	00:00	00:00	00:00	14:00	14:00	2	13:57	1	14:02

## Event race details by categories

### Men B Grade

Place	Name	Overall Rank	LAP N°	Race Ave km/h	Total HH:MM:SS	LAP 1 MM:SS	LAP 2 MM:SS	LAP 3 MM:SS	LAP 4 MM:SS	LAP 5 MM:SS	LAP 6 MM:SS	Lap Ave MM:SS	Median MM:SS	Fastest Lap Lap N°	Fastest Lap Lap Time	Slowest Lap Lap N°	Slowest Lap Lap Time
1	Benjamin WILLIAMS	4	6	23.043	01:28:38	14:05	14:35	14:47	14:48	15:01	15:23	14:46	14:47	1	14:05	6	15:23
2	Nick CARTER	12	5	21.841	01:17:56	14:31	15:24	15:47	15:56	16:17	00:00	15:35	15:47	1	14:31	5	16:17
3	Justin VOLLERUP	14	5	21.319	01:19:50	14:33	15:27	16:18	16:43	16:49	00:00	15:58	16:18	1	14:33	5	16:49
4	Ewan SULLIVAN	16	5	21.083	01:20:44	14:37	16:13	16:27	16:38	16:48	00:00	16:09	16:27	1	14:37	5	16:48
5	Ben LORD	17	5	20.750	01:22:02	17:12	16:26	16:19	16:03	16:01	00:00	16:24	16:19	5	16:01	1	17:12
6	Anthony NATOLI	18	5	20.239	01:24:06	15:44	17:01	17:11	17:06	17:03	00:00	16:49	17:03	1	15:44	3	17:11
7	Martz KEIR	25	5	18.868	01:30:12	17:00	18:35	18:31	18:14	17:52	00:00	18:02	18:14	1	17:00	2	18:35

## Event race details by categories

### Men C Grade

Place	Name	Overall Rank	LAP N°	Race Ave km/h	Total HH:MM:SS	LAP 1 MM:SS	LAP 2 MM:SS	LAP 3 MM:SS	LAP 4 MM:SS	LAP 5 MM:SS	LAP 6 MM:SS	Lap Ave MM:SS	Median MM:SS	Fastest Lap Lap N°	Fastest Lap Lap Time	Slowest Lap Lap N°	Slowest Lap Lap Time
1	Oscar DURANTE	15	5	21.097	01:20:40	15:00	16:14	16:42	16:39	16:05	00:00	16:08	16:14	1	15:00	3	16:42
2	Benjamin STENGEL	19	5	20.104	01:24:40	15:42	16:57	17:15	17:25	17:21	00:00	16:56	17:15	1	15:42	4	17:25
3	Adam NEWTON	20	5	19.655	01:26:36	15:52	17:52	17:58	17:35	17:18	00:00	17:19	17:35	1	15:52	3	17:58
4	David ALLEN	21	5	19.590	01:26:53	16:25	17:58	17:26	17:39	17:25	00:00	17:23	17:26	1	16:25	2	17:58
5	Blair HOCKING	22	5	19.532	01:27:09	16:55	17:31	17:25	17:41	17:37	00:00	17:26	17:31	1	16:55	4	17:41
6	Eric VAN DAM	24	5	18.891	01:30:06	16:40	17:45	18:22	18:49	18:31	00:00	18:01	18:22	1	16:40	4	18:49
7	Rodney SULLIVAN	26	5	18.853	01:30:17	16:19	17:43	18:23	19:06	18:46	00:00	18:03	18:23	1	16:19	4	19:06
8	Caleb FLEET	27	4	18.355	01:14:11	16:32	18:08	19:11	20:20	00:00	00:00	18:33	18:39	1	16:32	4	20:20
9	Scott WILLIAMS	28	4	18.149	01:15:01	17:19	19:11	19:24	19:08	00:00	00:00	18:45	19:09	1	17:19	3	19:24
10	John MILFULL	33	4	16.485	01:22:36	18:00	21:44	21:34	21:17	00:00	00:00	20:39	21:26	1	18:00	2	21:44
11	Nick PILE	38	3	16.873	01:00:31	18:08	20:25	21:58	00:00	00:00	00:00	20:10	20:25	1	18:08	3	21:58
12	Kelly WESTON	39	3	16.277	01:02:44	18:35	22:07	22:03	00:00	00:00	00:00	20:55	22:03	1	18:35	2	22:07

# Geelong Mountain Bike Club Race Event Summary

Series Number	2612
Event name, location and date	Auntumn 2026 Round 6 at Stockyards on 27 June 2026
Lap distance	5.673 kilometers



## Event race details by categories

### Men D Grade

Place	Name	Overall Rank	LAP N°	Race Ave km/h	Total HH:MM:SS	LAP 1 MM:SS	LAP 2 MM:SS	LAP 3 MM:SS	LAP 4 MM:SS	LAP 5 MM:SS	LAP 6 MM:SS	Lap Ave MM:SS	Median MM:SS	Fastest Lap Lap N°	Fastest Lap Lap Time	Slowest Lap Lap N°	Slowest Lap Lap Time
1	Dan HALE	29	4	17.565	01:17:31	18:19	20:03	19:42	19:27	00:00	00:00	19:23	19:35	1	18:19	2	20:03
2	Paul DURANTE	34	4	16.026	01:24:58	19:03	22:02	22:11	21:41	00:00	00:00	21:14	21:52	1	19:03	3	22:11
3	Anthony EVANS	36	4	15.688	01:26:47	18:55	22:39	22:41	22:33	00:00	00:00	21:42	22:36	1	18:55	3	22:41
4	Rory COSTELLOE	40	3	14.945	01:08:20	21:03	24:18	22:58	00:00	00:00	00:00	22:47	22:58	1	21:03	2	24:18
5	Colin LINAHAN	41	3	14.302	01:11:24	21:02	25:06	25:16	00:00	00:00	00:00	23:48	25:06	1	21:02	3	25:16
6	Theo BEKEMA	42	3	12.213	01:23:37	22:39	29:44	31:13	00:00	00:00	00:00	27:52	29:44	1	22:39	3	31:13

## Event race details by categories

### Women A Grade

Place	Name	Overall Rank	LAP N°	Race Ave km/h	Total HH:MM:SS	LAP 1 MM:SS	LAP 2 MM:SS	LAP 3 MM:SS	LAP 4 MM:SS	LAP 5 MM:SS	LAP 6 MM:SS	Lap Ave MM:SS	Median MM:SS	Fastest Lap Lap N°	Fastest Lap Lap Time	Slowest Lap Lap N°	Slowest Lap Lap Time
1	Katriina DOWER	1	6	23.773	01:25:55	12:06	14:35	14:46	14:34	15:15	14:39	14:19	14:37	1	12:06	5	15:15
2	Melissa MACKENZIE	23	5	19.281	01:28:16	14:48	17:35	18:41	18:28	18:44	00:00	17:39	18:28	1	14:48	5	18:44
3	Karen BROOKES	30	4	17.102	01:19:37	17:18	20:18	20:59	21:03	00:00	00:00	19:54	20:38	1	17:18	4	21:03

## Event race details by categories

### Women B Grade

Place	Name	Overall Rank	LAP N°	Race Ave km/h	Total HH:MM:SS	LAP 1 MM:SS	LAP 2 MM:SS	LAP 3 MM:SS	LAP 4 MM:SS	LAP 5 MM:SS	LAP 6 MM:SS	Lap Ave MM:SS	Median MM:SS	Fastest Lap Lap N°	Fastest Lap Lap Time	Slowest Lap Lap N°	Slowest Lap Lap Time
1	Stella GOLDSTRAW	31	4	16.660	01:21:44	18:53	20:38	20:53	21:20	00:00	00:00	20:26	20:45	1	18:53	4	21:20
2	Sally BROWN	32	4	16.570	01:22:10	19:04	20:43	21:40	20:44	00:00	00:00	20:33	20:43	1	19:04	3	21:40
3	Kari LANKFORD	35	4	15.884	01:25:43	19:28	21:34	22:51	21:50	00:00	00:00	21:26	21:42	1	19:28	3	22:51
4	Millicent SULLIVAN	44	2	8.122	01:23:49	41:29	42:20	00:00	00:00	00:00	00:00	41:55	41:55	1	41:29	2	42:20

## Event race details by categories

### Men E Bike

Place	Name	Overall Rank	LAP N°	Race Ave km/h	Total HH:MM:SS	LAP 1 MM:SS	LAP 2 MM:SS	LAP 3 MM:SS	LAP 4 MM:SS	LAP 5 MM:SS	LAP 6 MM:SS	Lap Ave MM:SS	Median MM:SS	Fastest Lap Lap N°	Fastest Lap Lap Time	Slowest Lap Lap N°	Slowest Lap Lap Time
1	George COUYANT	7	5	22.675	01:15:04	13:37	15:13	15:08	15:45	15:20	00:00	15:01	15:13	1	13:37	4	15:45
2	Anthony SPEECHLEY	13	5	21.739	01:18:18	15:12	15:44	15:48	15:57	15:37	00:00	15:40	15:44	1	15:12	4	15:57
3	Peter HENKEL	37	3	17.842	00:57:14	17:48	19:02	20:24	00:00	00:00	00:00	19:05	19:02	1	17:48	3	20:24



## Autumn Season Leaderboard

Men A Grade				
Place	Name	Overall Rank	Ave km/h	Points
1	Ashley GOLDSTRAW	1	23.98	279.8994
2	Cameron SHAKESPEARE	19	25.00	191.2109
3	Stuart KENT	25	23.41	163.7254
4	Ryan HOLMBERG	29	25.42	137.8081
5	Jack LAMSHED	30	24.98	137.7936
6	Nikolas DOUMAS	44	27.58	109.5944
7	Chris PEARCE	48	20.56	101.0301
8	Dyon BALDING	52	26.55	69.3224
9	Duncan MURRAY	53	22.94	68.4632
10	Christopher DICK	60	22.19	62.7156
11	Dominic BURTON	61	21.91	62.7117
12	Mark MATHEWS	70	26.63	56.1188
13	David GRAY	71	28.46	53.4743
14	Riley FLAHERTY	77	26.03	50.4546
15	Robert WOOD	83	24.32	45.5223

## Autumn Season Leaderboard

Men B Grade				
Place	Name	Overall Rank	Ave km/h	Points
1	Benjamin WILLIAMS	2	23.40	274.1303
2	Ben LORD	3	22.75	268.3473
3	Nick CARTER	12	24.69	230.0893
4	Ewan SULLIVAN	13	23.39	230.0140
5	Martz KEIR	14	22.79	229.9802
6	Rodney SULLIVAN	21	21.64	179.5204
7	Jason LUHM	22	25.22	167.3613
8	Paul SHEEAN	26	24.14	156.0234
9	Adrian DILLON	27	21.76	152.1903
10	Anthony NATOLI	33	21.17	126.1355
11	Chris FICE	39	23.83	113.8950
12	Phil O'NEIL	56	20.93	63.4307
13	Justin VOLLERUP	62	21.32	62.7035
14	Myles BAGLEY	72	27.02	53.4503
15	Martin BYRNE	73	27.01	53.4502
16	Con ZAKIS	78	22.94	50.4133
17	Brett WILTSHIRE	88	18.00	38.3001
18	Simon HOEY	90	15.30	38.2549

## GMBC Members' Autumn Season Leaderboard

Men A Grade					
Place	Name	Total Rank	Overall GMBC Rank	Ave km/h	Championship Points
1	Ashley GOLDSTRAW	1	1	23.98	279.8994
2	Cameron SHAKESPEARE	19	2	25.00	191.2109
3	Stuart KENT	25	3	23.41	163.7254
4	Ryan HOLMBERG	29	4	25.42	137.8081
5	Jack LAMSHED	30	5	24.98	137.7936
6	Chris PEARCE	48	6	20.56	101.0301
7	Dyon BALDING	52	7	26.55	69.3224
8	Duncan MURRAY	53	8	22.94	68.4632
9	Christopher DICK	60	9	22.19	62.7156
10	Dominic BURTON	61	10	21.91	62.7117
11	Mark MATHEWS	70	11	26.63	56.1188
12	David GRAY	71	12	28.46	53.4743
13	Riley FLAHERTY	77	13	26.03	50.4546
14	Robert WOOD	83	14	24.32	45.5223
15					

## GMBC Members' Autumn Season Leaderboard

Men B Grade					
Place	Name	Total Rank	Overall GMBC Rank	Ave km/h	Championship Points
1	Benjamin WILLIAMS	2	1	23.40	274.1303
2	Ben LORD	3	2	22.75	268.3473
3	Ewan SULLIVAN	13	3	23.39	230.0140
4	Martz KEIR	14	4	22.79	229.9802
5	Rodney SULLIVAN	21	5	21.64	179.5204
6	Jason LUHM	22	6	25.22	167.3613
7	Adrian DILLON	27	7	21.76	152.1903
8	Anthony NATOLI	33	8	21.17	126.1355
9	Chris FICE	39	9	23.83	113.8950
10	Phil O'NEIL	56	10	20.93	63.4307
11	Justin VOLLERUP	62	11	21.32	62.7035
12	Con ZAKIS	78	12	22.94	50.4133
13	Brett WILTSHIRE	88	13	18.00	38.3001
14					
15					
16					
17					
18					

# Geelong Mountain Bike Club Race Event Summary

## Autumn Season Leaderboard after Autumn 2026 Round 6



### Autumn Season Leaderboard

Men C Grade				
Place	Name	Overall Rank	Ave km/h	Points
1	Oscar DURANTE	4	22.19	268.3023
2	Eric VAN DAM	5	21.00	262.8281
3	Scott WILLIAMS	6	20.25	257.0527
4	Kelly WESTON	8	19.03	251.2547
5	Caleb FLEET	10	20.73	245.4938
6	David ALLEN	15	20.47	212.4172
7	Nick PILE	17	20.45	201.4388
8	Richard WILLIAMS	18	21.47	200.1568
9	Gavin ERICKSON	23	23.42	167.2825
10	Tom MALONEY	28	20.29	152.1253
11	Ben VAN DUJINE	32	20.65	136.6768
12	Benjamin STENGEL	34	20.54	126.1179
13	Blair HOCKING	43	22.22	110.7107
14	Zac COUYANT	45	25.78	103.8860
15	Jordan WRIGHT	54	22.14	63.4474
16	Alan RIEDEL	57	19.71	63.4138
17	John MILFULL	59	18.37	63.3951
18	Adam NEWTON	63	19.65	62.6804
19	John MILFULL	68	16.49	56.9172
20	John HEER	74	26.56	53.4427
21	Luis GOLDSTRAW	79	24.91	48.0322
22	Andrew NOYE	80	24.39	48.0251
23	Allen POLLOCK	81	24.06	48.0209
24	Callum LEE	84	20.18	44.7418

### Autumn Season Leaderboard

Men D Grade				
Place	Name	Overall Rank	Ave km/h	Points
1	Paul DURANTE	7	18.14	256.9090
2	Colin LINAHAN	9	17.23	245.5039
3	Theo BEKEMA	37	15.75	114.5703
4	Paul FLETCHER	42	21.09	113.8217
5	Dan HALE	49	16.53	95.1875
6	Oliver KENT	50	18.29	88.6462
7	Chris HIRD	51	15.16	80.7743
8	Brian MALONEY	55	21.28	63.4355
9	Dhruv BHATIA	58	19.22	63.4069
10	George COUYANT	65	17.26	57.5918
11	Anthony EVANS	69	15.69	56.9083
12	Rory COSTELLOE	76	14.95	51.1851
13	Matthew LEE	86	17.88	39.0917
14	Darren LEE	87	17.87	39.0916

### Autumn Season Leaderboard

Women A Grade				
Place	Name	Overall Rank	Ave km/h	Points
1	Katriina DOWER	20	24.41	188.0538
2	Melissa MACKENZIE	35	19.93	126.1011
3	Fiona MATHEWS	41	22.27	113.8531
4	Christy HARRIS	46	25.11	103.8635
5	Karen BROOKES	67	17.10	56.9240
6	Alexandra HEER	75	26.36	53.4393
7	Freya BENNETT	89	16.41	38.2734

### GMBC Members' Autumn Season Leaderboard

Men C Grade					
Place	Name	Total Rank	Overall GMBC Rank	Ave km/h	Championship Points
1	Oscar DURANTE	4	1	22.19	268.3023
2	Eric VAN DAM	5	2	21.00	262.8281
3	Scott WILLIAMS	6	3	20.25	257.0527
4	Kelly WESTON	8	4	19.03	251.2547
5	Caleb FLEET	10	5	20.73	245.4938
6	David ALLEN	15	6	20.47	212.4172
7	Nick PILE	17	7	20.45	201.4388
8	Richard WILLIAMS	18	8	21.47	200.1568
9	Gavin ERICKSON	23	9	23.42	167.2825
10	Ben VAN DUJINE	32	10	20.65	136.6768
11	Benjamin STENGEL	34	11	20.54	126.1179
12	Zac COUYANT	45	12	25.78	103.8860
13	Jordan WRIGHT	54	13	22.14	63.4474
14	Alan RIEDEL	57	14	19.71	63.4138
15	John MILFULL	59	15	18.37	63.3951
16	Adam NEWTON	63	16	19.65	62.6804
17	John HEER	74	17	26.56	53.4427
18	Luis GOLDSTRAW	79	18	24.91	48.0322
19	Andrew NOYE	80	19	24.39	48.0251
20	Callum LEE	84	20	20.18	44.7418
21					
22					
23					
24					

### GMBC Members' Autumn Season Leaderboard

Men D Grade					
Place	Name	Total Rank	Overall GMBC Rank	Ave km/h	Championship Points
1	Paul DURANTE	7	1	18.14	256.9090
2	Colin LINAHAN	9	2	17.23	245.5039
3	Theo BEKEMA	37	3	15.75	114.5703
4	Paul FLETCHER	42	4	21.09	113.8217
5	Dan HALE	49	5	16.53	95.1875
6	Oliver KENT	50	6	18.29	88.6462
7	Chris HIRD	51	7	15.16	80.7743
8	Brian MALONEY	55	8	21.28	63.4355
9	Dhruv BHATIA	58	9	19.22	63.4069
10	George COUYANT	65	10	17.26	57.5918
11	Anthony EVANS	69	11	15.69	56.9083
12	Rory COSTELLOE	76	12	14.95	51.1851
13	Matthew LEE	86	13	17.88	39.0917
14	Darren LEE	87	14	17.87	39.0916

### GMBC Members' Autumn Season Leaderboard

Women A Grade					
Place	Name	Total Rank	Overall GMBC Rank	Ave km/h	Championship Points
1	Katriina DOWER	20	1	24.41	188.0538
2	Melissa MACKENZIE	35	2	19.93	126.1011
3	Fiona MATHEWS	41	3	22.27	113.8531
4	Christy HARRIS	46	4	25.11	103.8635
5	Karen BROOKES	67	5	17.10	56.9240
6	Alexandra HEER	75	6	26.36	53.4393
7					



## Autumn Season Leaderboard

## Women B Grade

Place	Name	Overall Rank	Ave km/h	Points
1	Sally BROWN	11	16.86	240.0437
2	Millicent SULLIVAN	36	11.25	121.4380
3	Kari LANKFORD	38	16.57	114.5021
4	Stella GOLDSTRAW	47	17.27	101.6379
5	Kimberly DOUGLASS	64	17.62	57.5958
6	Jacinta COLMAN	66	14.64	57.5627
7	Monika HEER-REICHLER	82	22.57	48.0010
8	Dimity GANNON	85	19.92	44.7392

## Autumn Season Leaderboard

## Men E Bike

Place	Name	Overall Rank	Ave km/h	Points
1	George COUYANT	16	22.92	204.8993
2	Anthony SPEECHLEY	24	23.76	166.5639
3	Peter HENKEL	31	18.74	137.4661
4	David GOODALL	40	22.81	113.8673

## GMBC Members' Autumn Season Leaderboard

## Women B Grade

Place	Name	Total Rank	Overall GMBC Rank	Ave km/h	Championship Points
1	Sally BROWN	11	1	16.86	240.0437
2	Millicent SULLIVAN	36	2	11.25	121.4380
3	Kari LANKFORD	38	3	16.57	114.5021
4	Stella GOLDSTRAW	47	4	17.27	101.6379
5	Kimberly DOUGLASS	64	5	17.62	57.5958
6	Jacinta COLMAN	66	6	14.64	57.5627
7	Monika HEER-REICHLER	82	7	22.57	48.0010
8	Dimity GANNON	85	8	19.92	44.7392

## GMBC Members' Autumn Season Leaderboard

## Men E Bike

Place	Name	Total Rank	Overall GMBC Rank	Ave km/h	Championship Points
1	George COUYANT	16	1	22.92	204.8993
2	Anthony SPEECHLEY	24	2	23.76	166.5639
3	Peter HENKEL	31	3	18.74	137.4661
4	David GOODALL	40	4	22.81	113.8673

# Geelong Mountain Bike Club Race Event Summary



## Championship Leaderboard after Auntnumn 2026 Round 6

Championship Leaderboard after Auntnumn 2026 Round 6				
Men A Grade				
Place	Name	Overall Rank	Ave km/h	Points
1	Ashley GOLDSTRAW	4	24.13	619.0406
2	Stuart KENT	14	24.69	491.7995
3	Cameron SHAKESPEARE	22	23.90	409.9066
4	Ryan HOLMBERG	24	25.35	400.7740
5	Tristano CRISTOFOLI	39	23.71	310.9784
6	Mark MATHEWS	40	25.17	309.1803
7	Robert WOOD	41	24.37	308.9996
8	David GRAY	42	26.59	308.5088
9	Jack LAMSHED	43	25.15	297.5803
10	Chris PEARCE	50	22.04	257.7989
11	Stuart BROWN	52	24.22	238.3892
12	Dominik DUDKIEWICZ	66	27.61	176.4821
13	Dave SPINK	67	25.89	176.4535
14	Robbie STOREY	70	24.47	166.6055
15	Nikolas DOUMAS	77	27.98	157.4275
16	Lachlan STEVENS	87	20.95	146.9178
17	Jeffrey HUNT	93	24.82	119.9074
18	Dominic BURTON	98	24.70	110.5297
19	Sam RAYSON	103	26.25	88.4749
20	Ian KELLY	104	23.58	86.4661
21	Dyon BALDING	107	26.55	69.3224
22	Duncan MURRAY	108	22.94	68.4632
23	Christopher DICK	111	22.19	62.7156
24	Dean MADDEN	113	24.13	61.9622
25	Riley FLAHERTY	128	26.03	50.4546
26	Yianni DOUMAS	130	27.31	47.8151
27	Scott GAVENS	134	22.56	45.8161
28	Russell NANKERVIS	138	22.42	44.6261
29	Matt PALMER	142	24.89	40.6548

GMBC Members' Championship Leaderboard after Auntnumn 2026 Round 6					
Men A Grade					
Place	Name	Total Rank	Overall GMBC Rank	Ave km/h	Championship Points
1	Ashley GOLDSTRAW	4	1	24.13	619.0406
2	Stuart KENT	14	2	24.69	491.7995
3	Cameron SHAKESPEARE	22	3	23.90	409.9066
4	Ryan HOLMBERG	24	4	25.35	400.7740
5	Tristano CRISTOFOLI	39	5	23.71	310.9784
6	Mark MATHEWS	40	6	25.17	309.1803
7	Robert WOOD	41	7	24.37	308.9996
8	David GRAY	42	8	26.59	308.5088
9	Jack LAMSHED	43	9	25.15	297.5803
10	Chris PEARCE	50	10	22.04	257.7989
11	Stuart BROWN	52	11	24.22	238.3892
12	Dominik DUDKIEWICZ	66	12	27.61	176.4821
13	Dave SPINK	67	13	25.89	176.4535
14	Jeffrey HUNT	93	14	24.82	119.9074
15	Dominic BURTON	98	15	24.70	110.5297
16	Sam RAYSON	103	16	26.25	88.4749
17	Ian KELLY	104	17	23.58	86.4661
18	Dyon BALDING	107	18	26.55	69.3224
19	Duncan MURRAY	108	19	22.94	68.4632
20	Christopher DICK	111	20	22.19	62.7156
21	Riley FLAHERTY	128	21	26.03	50.4546
22	Scott GAVENS	134	22	22.56	45.8161
23	Matt PALMER	142	23	24.89	40.6548
24					
25					
26					
27					
28					
29					

# Geelong Mountain Bike Club Race Event Summary



## Championship Leaderboard after Autumn 2026 Round 6

Championship Leaderboard after Autumn 2026 Round 6				
Men B Grade				
Place	Name	Overall Rank	Ave km/h	Points
1	Ben LORD	1	22.83	678.2091
2	Benjamin WILLIAMS	2	23.36	654.5584
3	Jason LUHM	17	24.62	458.7219
4	Ewan SULLIVAN	20	23.31	437.3991
5	Rodney SULLIVAN	25	22.87	396.7503
6	Chris FICE	27	23.56	388.0422
7	Adrian DILLON	30	22.90	375.7803
8	Phil O'NEIL	31	21.36	374.8653
9	Martz KEIR	32	22.95	368.4020
10	Nick CARTER	35	22.82	334.3305
11	Paul SHEEAN	44	24.20	295.0642
12	Adam RYAN	49	23.51	272.3960
13	Lucas SPROSON	57	22.91	207.3774
14	Con ZAKIS	58	22.99	207.1761
15	Justin VOLLERUP	63	23.64	190.0228
16	Matt SEEHUSEN	64	21.70	189.6913
17	Anthony NATOLI	65	19.86	181.0959
18	Scott FARRAR	68	23.65	173.1169
19	Lee FLOYD	71	23.29	166.5881
20	Trent GOATLEY	72	23.29	166.5881
21	Mat ELKAN	73	23.22	166.5870
22	Leigh BARRATT	74	23.10	166.5853
23	Jimmy STRANGIS	76	22.99	166.5836
24	Michael FARR	78	23.09	156.7633
25	James MORTON	86	22.15	146.9311
26	Anders STENHOUSE	91	23.21	139.5722
27	Sam FURPHY	119	19.03	54.9667
28	Myles BAGLEY	120	27.02	53.4503
29	Martin BYRNE	121	27.01	53.4502
30	Max ANTHONY MC PEAKE	133	23.45	45.8308
31	Mark TERRILL	143	20.85	40.0206
32	Brett WILTSHIRE	146	18.00	38.3001
33	Simon HOEY	148	15.30	38.2549

GMBC Members' Championship Leaderboard after Autumn 2026 Round 6					
Men B Grade					
Place	Name	Total Rank	Overall GMBC Rank	Ave km/h	Championship Points
1	Ben LORD	1	1	22.83	678.2091
2	Benjamin WILLIAMS	2	2	23.36	654.5584
3	Jason LUHM	17	3	24.62	458.7219
4	Ewan SULLIVAN	20	4	23.31	437.3991
5	Rodney SULLIVAN	25	5	22.87	396.7503
6	Chris FICE	27	6	23.56	388.0422
7	Adrian DILLON	30	7	22.90	375.7803
8	Phil O'NEIL	31	8	21.36	374.8653
9	Martz KEIR	32	9	22.95	368.4020
10	Adam RYAN	49	10	23.51	272.3960
11	Lucas SPROSON	57	11	22.91	207.3774
12	Con ZAKIS	58	12	22.99	207.1761
13	Justin VOLLERUP	63	13	23.64	190.0228
14	Matt SEEHUSEN	64	14	21.70	189.6913
15	Anthony NATOLI	65	15	19.86	181.0959
16	Scott FARRAR	68	16	23.65	173.1169
17	Lee FLOYD	71	17	23.29	166.5881
18	Leigh BARRATT	74	18	23.10	166.5853
19	Michael FARR	78	19	23.09	156.7633
20	Anders STENHOUSE	91	20	23.21	139.5722
21	Max ANTHONY MC PEAKE	133	21	23.45	45.8308
22	Mark TERRILL	143	22	20.85	40.0206
23	Brett WILTSHIRE	146	23	18.00	38.3001
24					
25					
26					
27					
28					
29					
30					
31					
32					
33					

# Geelong Mountain Bike Club Race Event Summary



## Championship Leaderboard after Aautumn 2026 Round 6

Championship Leaderboard after Aautumn 2026 Round 6				
Men C Grade				
Place	Name	Overall Rank	Ave km/h	Points
1	Eric VAN DAM	3	20.94	653.4697
2	Nick PILE	6	19.92	578.5892
3	Oscar DURANTE	7	21.42	575.9853
4	Scott WILLIAMS	9	20.64	547.3113
5	Richard WILLIAMS	10	21.27	543.0924
6	Ben VAN DUJINE	11	20.58	512.3633
7	Caleb FLEET	12	20.14	504.3078
8	David ALLEN	13	21.16	503.2782
9	Kelly WESTON	18	19.57	449.6402
10	Jordan WRIGHT	26	21.82	394.0275
11	Tom MALONEY	36	20.35	329.2259
12	Benjamin STENGEL	37	20.33	323.4131
13	Luis GOLDSTRAW	45	23.76	293.5261
14	Alan RIEDEL	46	20.05	293.2395
15	Gavin ERICKSON	48	21.88	272.8488
16	Jarrod JAMES	53	21.08	237.3493
17	Ray HART	75	23.00	166.5838
18	Hamada FAYAD	79	23.05	156.7628
19	Warren HARDING	80	21.65	156.7446
20	Mick RITCHIE	81	21.01	156.7363
21	Vince TROTTER	83	22.75	153.3777
22	Zac COUYANT	84	25.38	151.6624
23	Connor PEARCE	92	23.75	137.1259
24	Blair HOCKING	97	22.22	110.7107
25	Allen POLLOCK	101	23.29	98.6322
26	Andrew NOYE	105	21.66	83.4719
27	Anthony VAUGHAN	106	19.58	80.5709
28	John MILFULL	110	18.37	63.3951
29	Adam NEWTON	112	19.65	62.6804
30	John MILFULL	117	16.49	56.9172
31	John HEER	122	26.56	53.4427
32	Max WHYTE	124	21.41	50.5977
33	Steven PAYNE	132	25.36	47.7827
34	Jason ROONEY	136	20.75	45.7859
35	Callum LEE	137	20.18	44.7418

## Championship Leaderboard after Aautumn 2026 Round 6

Championship Leaderboard after Aautumn 2026 Round 6				
Men D Grade				
Place	Name	Overall Rank	Ave km/h	Points
1	Paul DURANTE	5	18.40	604.5504
2	Colin LINAHAN	8	17.39	555.4622
3	Paul FLETCHER	28	18.77	387.5549
4	Chris HIRD	38	15.23	320.9475
5	Wayne COSSELL	55	19.48	230.5517
6	Oliver KENT	56	19.64	222.1662
7	Theo BEKEMA	59	16.18	206.2669
8	Rory COSTELLOE	62	17.28	198.0880
9	Dan BUTLER	89	19.60	146.9028
10	John EVANS	90	18.14	146.8866
11	Stephen JOHNSON	94	18.35	117.4499
12	Brian MALONEY	96	20.78	114.0191
13	Dan HALE	102	16.53	95.1875
14	Dhruv BHATIA	109	19.22	63.4069
15	George COUYANT	114	17.26	57.5918
16	Anthony EVANS	118	15.69	56.9083
17	Adam HARGREAVES	127	18.22	50.5577
18	Reuben MCLOUGHLIN	131	26.05	47.7941
19	Joe THURROWGOOD	139	16.96	43.2814
20	Gary JEFFERY	141	19.86	42.8889
21	Matthew LEE	144	17.88	39.0917
22	Darren LEE	145	17.87	39.0916

GMBC Members' Championship Leaderboard after Aautumn 2026 Round 6					
Men C Grade					
Place	Name	Total Rank	Overall GMBC Rank	Ave km/h	Championship Points
1	Eric VAN DAM	3	1	20.94	653.4697
2	Nick PILE	6	2	19.92	578.5892
3	Oscar DURANTE	7	3	21.42	575.9853
4	Scott WILLIAMS	9	4	20.64	547.3113
5	Richard WILLIAMS	10	5	21.27	543.0924
6	Ben VAN DUJINE	11	6	20.58	512.3633
7	Caleb FLEET	12	7	20.14	504.3078
8	David ALLEN	13	8	21.16	503.2782
9	Kelly WESTON	18	9	19.57	449.6402
10	Jordan WRIGHT	26	10	21.82	394.0275
11	Benjamin STENGEL	37	11	20.33	323.4131
12	Luis GOLDSTRAW	45	12	23.76	293.5261
13	Alan RIEDEL	46	13	20.05	293.2395
14	Gavin ERICKSON	48	14	21.88	272.8488
15	Jarrod JAMES	53	15	21.08	237.3493
16	Hamada FAYAD	79	16	23.05	156.7628
17	Mick RITCHIE	81	17	21.01	156.7363
18	Vince TROTTER	83	18	22.75	153.3777
19	Zac COUYANT	84	19	25.38	151.6624
20	Connor PEARCE	92	20	23.75	137.1259
21	Andrew NOYE	105	21	21.66	83.4719
22	John MILFULL	110	22	18.37	63.3951
23	Adam NEWTON	112	23	19.65	62.6804
24	John HEER	122	24	26.56	53.4427
25	Max WHYTE	124	25	21.41	50.5977
26	Jason ROONEY	136	26	20.75	45.7859
27	Callum LEE	137	27	20.18	44.7418
28					
29					
30					
31					
32					
33					
34					
35					

## GMBC Members' Championship Leaderboard after Aautumn 2026 Round 6

GMBC Members' Championship Leaderboard after Aautumn 2026 Round 6					
Men D Grade					
Place	Name	Total Rank	Overall GMBC Rank	Ave km/h	Championship Points
1	Paul DURANTE	5	1	18.40	604.5504
2	Colin LINAHAN	8	2	17.39	555.4622
3	Paul FLETCHER	28	3	18.77	387.5549
4	Chris HIRD	38	4	15.23	320.9475
5	Wayne COSSELL	55	5	19.48	230.5517
6	Oliver KENT	56	6	19.64	222.1662
7	Theo BEKEMA	59	7	16.18	206.2669
8	Rory COSTELLOE	62	8	17.28	198.0880
9	Stephen JOHNSON	94	9	18.35	117.4499
10	Brian MALONEY	96	10	20.78	114.0191
11	Dan HALE	102	11	16.53	95.1875
12	Dhruv BHATIA	109	12	19.22	63.4069
13	George COUYANT	114	13	17.26	57.5918
14	Anthony EVANS	118	14	15.69	56.9083
15	Adam HARGREAVES	127	15	18.22	50.5577
16	Reuben MCLOUGHLIN	131	16	26.05	47.7941
17	Joe THURROWGOOD	139	17	16.96	43.2814
18	Gary JEFFERY	141	18	19.86	42.8889
19	Matthew LEE	144	19	17.88	39.0917
20	Darren LEE	145	20	17.87	39.0916
21					
22					

# Geelong Mountain Bike Club Race Event Summary



## Championship Leaderboard after Autumn 2026 Round 6

### Championship Leaderboard after Autumn 2026 Round 6

Women A Grade				
Place	Name	Overall Rank	Ave km/h	Points
1	Christy HARRIS	19	23.97	449.4718
2	Katriina DOWER	21	24.20	421.4788
3	Melissa MACKENZIE	34	20.32	347.6435
4	Fiona MATHEWS	61	21.48	199.9101
5	Alexandra HEER	69	24.08	170.9084
6	Karen BROOKES	116	17.10	56.9240
7	Kate KELLETT	135	21.34	45.7957
8	Heidi HUNT	140	24.05	42.9447
9	Freya BENNETT	147	16.41	38.2734

### Championship Leaderboard after Autumn 2026 Round 6

Women B Grade				
Place	Name	Overall Rank	Ave km/h	Points
1	Dimity GANNON	29	19.17	382.5536
2	Millicent SULLIVAN	47	13.19	282.1346
3	Sally BROWN	51	16.86	240.0437
4	Monika HEER-REICHLER	60	21.60	204.7324
5	Kimberly DOUGLASS	82	17.50	156.1964
6	Kari LANKFORD	85	16.20	149.9100
7	Anna HILL	88	19.85	146.9056
8	Joanne DAVIDSON	95	17.73	117.4465
9	Megan LAWSON	99	16.60	107.6305
10	Stella GOLDSTRAW	100	17.27	101.6379
11	Jacinta COLMAN	115	14.64	57.5627
12	Amy TROTTER	125	21.20	50.5950
13	Jill STEVENSON	126	18.97	50.5672
14	Sharrene JOY	129	13.40	48.0040
15	Miranda COOMBS	149	12.55	30.2845

### Championship Leaderboard after Autumn 2026 Round 6

Men E Bike				
Place	Name	Overall Rank	Ave km/h	Points
1	Peter HENKEL	15	19.48	479.4847
2	David GOODALL	16	22.88	466.7601
3	Anthony SPEECHLEY	23	22.28	402.6941
4	George COUYANT	33	23.08	361.7543
5	Robert MILLER	54	23.57	231.0904
6	Michael HARTMAN	123	24.00	50.6300

### GMBC Members' Championship Leaderboard after Autumn 2026 Round 6

Women A Grade					
Place	Name	Total Rank	Overall GMBC Rank	Ave km/h	Championship Points
1	Christy HARRIS	19	1	23.97	449.4718
2	Katriina DOWER	21	2	24.20	421.4788
3	Melissa MACKENZIE	34	3	20.32	347.6435
4	Fiona MATHEWS	61	4	21.48	199.9101
5	Alexandra HEER	69	5	24.08	170.9084
6	Karen BROOKES	116	6	17.10	56.9240
7	Kate KELLETT	135	7	21.34	45.7957
8	Heidi HUNT	140	8	24.05	42.9447
9					

### GMBC Members' Championship Leaderboard after Autumn 2026 Round 6

Women B Grade					
Place	Name	Total Rank	Overall GMBC Rank	Ave km/h	Championship Points
1	Dimity GANNON	29	1	19.17	382.5536
2	Millicent SULLIVAN	47	2	13.19	282.1346
3	Sally BROWN	51	3	16.86	240.0437
4	Monika HEER-REICHLER	60	4	21.60	204.7324
5	Kimberly DOUGLASS	82	5	17.50	156.1964
6	Kari LANKFORD	85	6	16.20	149.9100
7	Anna HILL	88	7	19.85	146.9056
8	Joanne DAVIDSON	95	8	17.73	117.4465
9	Megan LAWSON	99	9	16.60	107.6305
10	Stella GOLDSTRAW	100	10	17.27	101.6379
11	Jacinta COLMAN	115	11	14.64	57.5627
12	Amy TROTTER	125	12	21.20	50.5950
13	Jill STEVENSON	126	13	18.97	50.5672
14	Sharrene JOY	129	14	13.40	48.0040
15	Miranda COOMBS	149	15	12.55	30.2845

### GMBC Members' Championship Leaderboard after Autumn 2026 Round 6

Men E Bike					
Place	Name	Total Rank	Overall GMBC Rank	Ave km/h	Championship Points
1	Peter HENKEL	15	1	19.48	479.4847
2	David GOODALL	16	2	22.88	466.7601
3	Anthony SPEECHLEY	23	3	22.28	402.6941
4	George COUYANT	33	4	23.08	361.7543
5	Robert MILLER	54	5	23.57	231.0904
6					