

Geelong Mountain Bike Club Race Event Summary



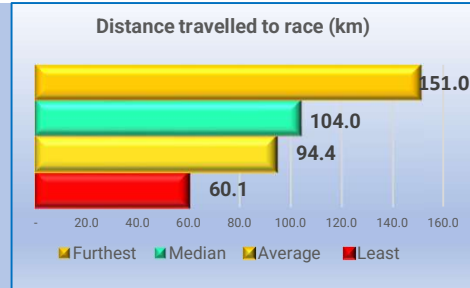
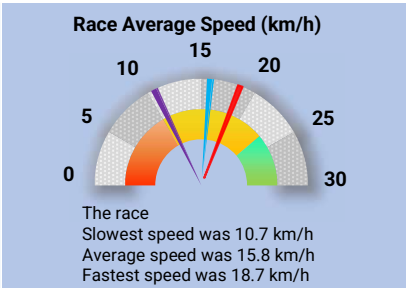
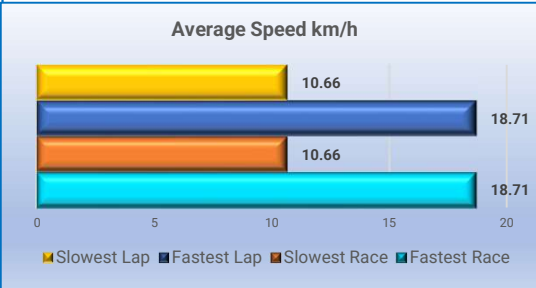
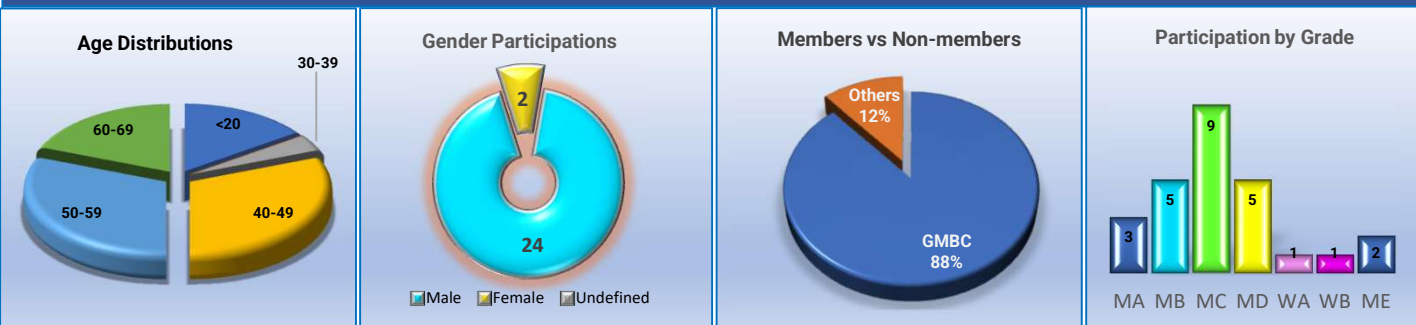
Event name, location and date:

Auntumn 2026 Round 5 at Forrest on 20 June 2026

Lap distance:

19.000 kilometers

Dashboard



Race Average Speed Thresholds

MA	Men A grade	18.44 km/h to 18.71 km/h
MB	Men B grade	15.30 km/h to 18.35 km/h
MC	Men C grade	13.04 km/h to 16.67 km/h
MD	Men D grade	10.66 km/h to 15.50 km/h

WA	Women A grade	16.41 km/h to 16.41 km/h
WB	Women B grade	13.49 km/h to 13.49 km/h
ME	Men E Bike	13.51 km/h to 18.21 km/h
WE	Women E Bike	0.00 km/h to 0.00 km/h

Podium finishers by categories

All Riders

Men A Grade				
Place	Name	Laps	Ave km/h	Total Time
1	Stuart KENT	1	18.705	01:00:56.8
2	Chris PEARCE	1	18.565	01:01:24.4
3	Ashley GOLDSTRAW	1	18.443	01:01:48.8

Geelong Mountain Bike Club Members

Men A Grade					
Place	Name	Laps	Ave km/h	Total Time	Championship Points
1	Stuart KENT	1	18.705	01:00:56.8	38.3118
2	Chris PEARCE	1	18.565	01:01:24.4	38.3094
3	Ashley GOLDSTRAW	1	18.443	01:01:48.8	38.3074

Men B Grade				
Place	Name	Laps	Ave km/h	Total Time
1	Ben LORD	1	18.354	01:02:06.7
2	Adrian DILLON	1	18.128	01:02:53.2
3	Benjamin WILLIAMS	1	18.060	01:03:07.4

Men B Grade					
Place	Name	Laps	Ave km/h	Total Time	Championship Points
1	Ben LORD	1	18.354	01:02:06.7	38.3059
2	Adrian DILLON	1	18.128	01:02:53.2	38.3021
3	Benjamin WILLIAMS	1	18.060	01:03:07.4	38.3010

Men C Grade				
Place	Name	Laps	Ave km/h	Total Time
1	David ALLEN	1	16.672	01:08:22.7
2	Tom MALONEY	1	16.379	01:09:36.0
3	Oscar DURANTE	1	16.100	01:10:48.4

Men C Grade					
Place	Name	Laps	Ave km/h	Total Time	Championship Points
1	David ALLEN	1	16.672	01:08:22.7	38.2779
2	Oscar DURANTE	1	16.100	01:10:48.4	38.2683
3	Caleb FLEET	1	16.084	01:10:52.8	38.2681

Men D Grade				
Place	Name	Laps	Ave km/h	Total Time
1	Dan HALE	1	15.498	01:13:33.5
2	Oliver KENT	1	15.245	01:14:46.8
3	Paul DURANTE	1	12.800	01:29:03.6

Men D Grade					
Place	Name	Laps	Ave km/h	Total Time	Championship Points
1	Dan HALE	1	15.498	01:13:33.5	38.2583
2	Oliver KENT	1	15.245	01:14:46.8	38.2541
3	Paul DURANTE	1	12.800	01:29:03.6	38.2133

Women A Grade				
Place	Name	Laps	Ave km/h	Total Time
1	Freya BENNETT	1	16.406	01:09:29.2

Women A Grade					
Place	Name	Laps	Ave km/h	Total Time	Championship Points
1					

Geelong Mountain Bike Club Race Event Summary



Event name, location and date: *Auntumn 2026 Round 5 at Forrest on 20 June 2026*

Lap distance: *19.000 kilometers*

Women B Grade				
Place	Name	Laps	Ave km/h	Total Time
1	Sally BROWN	1	13.486	01:24:31.8

Women B Grade					
Place	Name	Laps	Ave km/h	Total Time	Championship Points
1	Sally BROWN	1	13.486	01:24:31.8	38.2248

Men E Bike				
Place	Name	Laps	Ave km/h	Total Time
1	George COUYANT	1	18.205	01:02:37.2
2	Peter HENKEL	1	13.506	01:24:24.4

Men E Bike					
Place	Name	Laps	Ave km/h	Total Time	Championship Points
1	George COUYANT	1	18.205	01:02:37.2	38.3034
2	Peter HENKEL	1	13.506	01:24:24.4	38.2251

Geelong Mountain Bike Club Race Event Summary

Series Number **2611**
 Event name, location and date **Auntumn 2026 Round 5 at Forrest on 20 June 2026**
 Lap distance **19.000 kilometers**



Event race details by categories

Men A Grade												
Place	Name	Overall Rank	LAP N°	Race Ave km/h	Total HH:MM:SS	LAP 1 MM:SS	Lap Ave MM:SS	Median MM:SS	Fastest Lap Lap N°	Fastest Lap Lap Time	Slowest Lap Lap N°	Slowest Lap Lap Time
1	Stuart KENT	1	1	18.705	01:00:57	00:57	00:57	00:57	1	00:57	1	00:57
2	Chris PEARCE	2	1	18.565	01:01:24	01:24	01:24	01:24	1	01:24	1	01:24
3	Ashley GOLDSTRAW	3	1	18.443	01:01:49	01:49	01:49	01:49	1	01:49	1	01:49

Event race details by categories

Men B Grade												
Place	Name	Overall Rank	LAP N°	Race Ave km/h	Total HH:MM:SS	LAP 1 MM:SS	Lap Ave MM:SS	Median MM:SS	Fastest Lap Lap N°	Fastest Lap Lap Time	Slowest Lap Lap N°	Slowest Lap Lap Time
1	Ben LORD	4	1	18.354	01:02:07	02:07	02:07	02:07	1	02:07	1	02:07
2	Adrian DILLON	6	1	18.128	01:02:53	02:53	02:53	02:53	1	02:53	1	02:53
3	Benjamin WILLIAMS	7	1	18.060	01:03:07	03:07	03:07	03:07	1	03:07	1	03:07
4	Brett WILTSHIRE	8	1	18.004	01:03:19	03:19	03:19	03:19	1	03:19	1	03:19
5	Simon HOEY	16	1	15.296	01:14:32	14:32	14:32	14:32	1	14:32	1	14:32

Event race details by categories

Men C Grade												
Place	Name	Overall Rank	LAP N°	Race Ave km/h	Total HH:MM:SS	LAP 1 MM:SS	Lap Ave MM:SS	Median MM:SS	Fastest Lap Lap N°	Fastest Lap Lap Time	Slowest Lap Lap N°	Slowest Lap Lap Time
1	David ALLEN	9	1	16.672	01:08:23	08:23	08:23	08:23	1	08:23	1	08:23
2	Tom MALONEY	11	1	16.379	01:09:36	09:36	09:36	09:36	1	09:36	1	09:36
3	Oscar DURANTE	12	1	16.100	01:10:48	10:48	10:48	10:48	1	10:48	1	10:48
4	Caleb FLEET	13	1	16.084	01:10:53	10:53	10:53	10:53	1	10:53	1	10:53
5	Richard WILLIAMS	14	1	15.886	01:11:46	11:46	11:46	11:46	1	11:46	1	11:46
6	Eric VAN DAM	18	1	15.229	01:14:51	14:51	14:51	14:51	1	14:51	1	14:51
7	Scott WILLIAMS	19	1	14.931	01:16:21	16:21	16:21	16:21	1	16:21	1	16:21
8	Kelly WESTON	20	1	14.504	01:18:36	18:36	18:36	18:36	1	18:36	1	18:36
9	Ben VAN DUIJNE	23	1	13.041	01:27:25	27:25	27:25	27:25	1	27:25	1	27:25

Event race details by categories

Men D Grade												
Place	Name	Overall Rank	LAP N°	Race Ave km/h	Total HH:MM:SS	LAP 1 MM:SS	Lap Ave MM:SS	Median MM:SS	Fastest Lap Lap N°	Fastest Lap Lap Time	Slowest Lap Lap N°	Slowest Lap Lap Time
1	Dan HALE	15	1	15.498	01:13:34	13:34	13:34	13:34	1	13:34	1	13:34
2	Oliver KENT	17	1	15.245	01:14:47	14:47	14:47	14:47	1	14:47	1	14:47
3	Paul DURANTE	24	1	12.800	01:29:04	29:04	29:04	29:04	1	29:04	1	29:04
4	Colin LINAHAN	25	1	12.066	01:34:29	34:29	34:29	34:29	1	34:29	1	34:29
5	Chris HIRD	26	1	10.663	01:46:55	46:55	46:55	46:55	1	46:55	1	46:55

Geelong Mountain Bike Club Race Event Summary

Series Number	2611
Event name, location and date	Auntumn 2026 Round 5 at Forrest on 20 June 2026
Lap distance	19.000 kilometers



Event race details by categories

Women A Grade

Place	Name	Overall Rank	LAP N°	Race Ave km/h	Total HH:MM:SS	LAP 1 MM:SS	Lap Ave MM:SS	Median MM:SS	Fastest Lap Lap N°	Fastest Lap Lap Time	Slowest Lap Lap N°	Slowest Lap Lap Time
1	Freya BENNETT	10	1	16.406	01:09:29	09:29	09:29	09:29	1	09:29	1	09:29

Event race details by categories

Women B Grade

Place	Name	Overall Rank	LAP N°	Race Ave km/h	Total HH:MM:SS	LAP 1 MM:SS	Lap Ave MM:SS	Median MM:SS	Fastest Lap Lap N°	Fastest Lap Lap Time	Slowest Lap Lap N°	Slowest Lap Lap Time
1	Sally BROWN	22	1	13.486	01:24:32	24:32	24:32	24:32	1	24:32	1	24:32

Event race details by categories

Men E Bike

Place	Name	Overall Rank	LAP N°	Race Ave km/h	Total HH:MM:SS	LAP 1 MM:SS	Lap Ave MM:SS	Median MM:SS	Fastest Lap Lap N°	Fastest Lap Lap Time	Slowest Lap Lap N°	Slowest Lap Lap Time
1	George COUYANT	5	1	18.205	01:02:37	02:37	02:37	02:37	1	02:37	1	02:37
2	Peter HENKEL	21	1	13.506	01:24:24	24:24	24:24	24:24	1	24:24	1	24:24

Geelong Mountain Bike Club Race Event Summary

Autumn Season Leaderboard after Autumn 2026 Round 5



Autumn Season Leaderboard				
Men A Grade				
Place	Name	Overall Rank	Ave km/h	Points
1	Ashley GOLDSTRAW	1	24.44	217.1844
2	Stuart KENT	19	23.41	163.7254
3	Cameron SHAKESPEARE	26	26.06	122.7487
4	Nikolas DOUMAS	33	27.58	109.5944
5	Ryan HOLMBERG	41	27.13	69.3322
6	Dyon BALDING	42	26.55	69.3224
7	Jack LAMSHED	43	26.44	69.3206
8	Mark MATHEWS	57	26.63	56.1188
9	David GRAY	58	28.46	53.4743
10	Riley FLAHERTY	63	26.03	50.4546
11	Chris PEARCE	75	18.56	38.3094

Autumn Season Leaderboard				
Men B Grade				
Place	Name	Overall Rank	Ave km/h	Points
1	Benjamin WILLIAMS	2	23.49	205.6654
2	Ben LORD	3	23.25	205.6517
3	Nick CARTER	14	25.63	167.3785
4	Jason LUHM	15	25.22	167.3613
5	Martz KEIR	17	24.09	167.3108
6	Paul SHEEAN	20	24.14	156.0234
7	Adrian DILLON	21	21.76	152.1903
8	Rodney SULLIVAN	28	23.04	116.8511
9	Chris FICE	29	23.83	113.8950
10	Anthony NATOLI	45	22.10	63.4470
11	Phil O'NEIL	48	20.93	63.4307
12	Myles BAGLEY	59	27.02	53.4503
13	Martin BYRNE	60	27.01	53.4502
14	Con ZAKIS	64	22.94	50.4133
15	Brett WILTSHIRE	76	18.00	38.3001
16	Simon HOEY	79	15.30	38.2549

Autumn Season Leaderboard				
Men C Grade				
Place	Name	Overall Rank	Ave km/h	Points
1	Oscar DURANTE	4	22.46	205.6019
2	Eric VAN DAM	5	21.53	200.1584
3	Richard WILLIAMS	6	21.47	200.1568
4	Scott WILLIAMS	7	20.77	200.1171
5	Kelly WESTON	8	19.72	200.0584
6	Caleb FLEET	12	21.32	188.5558
7	Ewan SULLIVAN	16	24.16	167.3138
8	Gavin ERICKSON	18	23.42	167.2825
9	Tom MALONEY	22	20.29	152.1253
10	Nick PILE	23	21.65	150.2376
11	David ALLEN	24	20.77	149.7378
12	Ben VAN DUJINE	25	20.65	136.6768
13	Zac COUYANT	34	25.78	103.8860
14	Jordan WRIGHT	44	22.14	63.4474
15	Benjamin STENGEL	47	20.97	63.4313
16	Alan RIEDEL	50	19.71	63.4138
17	John MILFULL	53	18.37	63.3951
18	John HEER	61	26.56	53.4427
19	Luis GOLDSTRAW	65	24.91	48.0322
20	Blair HOCKING	66	24.90	48.0320
21	Andrew NOYE	67	24.39	48.0251
22	Allen POLLOCK	68	24.06	48.0209
23	Callum LEE	70	20.18	44.7418

GMBC Members' Autumn Season Leaderboard					
Men A Grade					
Place	Name	Total Rank	Overall GMBC Rank	Ave km/h	Championship Points
1	Ashley GOLDSTRAW	1	1	24.44	217.1844
2	Stuart KENT	19	2	23.41	163.7254
3	Cameron SHAKESPEARE	26	3	26.06	122.7487
4	Ryan HOLMBERG	41	4	27.13	69.3322
5	Dyon BALDING	42	5	26.55	69.3224
6	Jack LAMSHED	43	6	26.44	69.3206
7	Mark MATHEWS	57	7	26.63	56.1188
8	David GRAY	58	8	28.46	53.4743
9	Riley FLAHERTY	63	9	26.03	50.4546
10	Chris PEARCE	75	10	18.56	38.3094
11					

GMBC Members' Autumn Season Leaderboard					
Men B Grade					
Place	Name	Total Rank	Overall GMBC Rank	Ave km/h	Championship Points
1	Benjamin WILLIAMS	2	1	23.49	205.6654
2	Ben LORD	3	2	23.25	205.6517
3	Jason LUHM	15	3	25.22	167.3613
4	Martz KEIR	17	4	24.09	167.3108
5	Adrian DILLON	21	5	21.76	152.1903
6	Rodney SULLIVAN	28	6	23.04	116.8511
7	Chris FICE	29	7	23.83	113.8950
8	Anthony NATOLI	45	8	22.10	63.4470
9	Phil O'NEIL	48	9	20.93	63.4307
10	Con ZAKIS	64	10	22.94	50.4133
11	Brett WILTSHIRE	76	11	18.00	38.3001
12					
13					
14					
15					
16					

GMBC Members' Autumn Season Leaderboard					
Men C Grade					
Place	Name	Total Rank	Overall GMBC Rank	Ave km/h	Championship Points
1	Oscar DURANTE	4	1	22.46	205.6019
2	Eric VAN DAM	5	2	21.53	200.1584
3	Richard WILLIAMS	6	3	21.47	200.1568
4	Scott WILLIAMS	7	4	20.77	200.1171
5	Kelly WESTON	8	5	19.72	200.0584
6	Caleb FLEET	12	6	21.32	188.5558
7	Ewan SULLIVAN	16	7	24.16	167.3138
8	Gavin ERICKSON	18	8	23.42	167.2825
9	Nick PILE	23	9	21.65	150.2376
10	David ALLEN	24	10	20.77	149.7378
11	Ben VAN DUJINE	25	11	20.65	136.6768
12	Zac COUYANT	34	12	25.78	103.8860
13	Jordan WRIGHT	44	13	22.14	63.4474
14	Benjamin STENGEL	47	14	20.97	63.4313
15	Alan RIEDEL	50	15	19.71	63.4138
16	John MILFULL	53	16	18.37	63.3951
17	John HEER	61	17	26.56	53.4427
18	Luis GOLDSTRAW	65	18	24.91	48.0322
19	Andrew NOYE	67	19	24.39	48.0251
20	Callum LEE	70	20	20.18	44.7418
21					
22					
23					

Geelong Mountain Bike Club Race Event Summary

Autumn Season Leaderboard after Autumn 2026 Round 5



Autumn Season Leaderboard

Men D Grade				
Place	Name	Overall Rank	Ave km/h	Points
1	Paul DURANTE	9	18.67	199.9970
2	George COUYANT	10	21.57	199.7688
3	Colin LINAHAN	11	17.97	194.3242
4	Paul FLETCHER	32	21.09	113.8217
5	Oliver KENT	37	18.29	88.6462
6	Chris HIRD	39	15.16	80.7743
7	Brian MALONEY	46	21.28	63.4355
8	Theo BEKEMA	51	19.29	63.4079
9	Dhruv BHATIA	52	19.22	63.4069
10	Matthew LEE	73	17.88	39.0917
11	Darren LEE	74	17.87	39.0916
12	Dan HALE	78	15.50	38.2583

Autumn Season Leaderboard

Women A Grade				
Place	Name	Overall Rank	Ave km/h	Points
1	Katriina DOWER	27	24.73	119.5768
2	Fiona MATHEWS	31	22.27	113.8531
3	Christy HARRIS	35	25.11	103.8635
4	Melissa MACKENZIE	49	20.59	63.4259
5	Alexandra HEER	62	26.36	53.4393
6	Freya BENNETT	77	16.41	38.2734

Autumn Season Leaderboard

Women B Grade				
Place	Name	Overall Rank	Ave km/h	Points
1	Sally BROWN	13	16.93	183.1256
2	Millicent SULLIVAN	40	12.82	76.0057
3	Kimberly DOUGLASS	54	17.62	57.5958
4	Kari LANKFORD	55	17.25	57.5916
5	Jacinta COLMAN	56	14.64	57.5627
6	Monika HEER-REICHLER	69	22.57	48.0010
7	Dimity GANNON	71	19.92	44.7392
8	Stella GOLDSTRAW	72	17.88	44.7188

Autumn Season Leaderboard

Men E Bike				
Place	Name	Overall Rank	Ave km/h	Points
1	David GOODALL	30	22.81	113.8673
2	Anthony SPEECHLEY	36	24.77	103.8546
3	Peter HENKEL	38	19.19	86.2568

GMBC Members' Autumn Season Leaderboard

Men D Grade					
Place	Name	Total Rank	Overall GMBC Rank	Ave km/h	Championship Points
1	Paul DURANTE	9	1	18.67	199.9970
2	George COUYANT	10	2	21.57	199.7688
3	Colin LINAHAN	11	3	17.97	194.3242
4	Paul FLETCHER	32	4	21.09	113.8217
5	Oliver KENT	37	5	18.29	88.6462
6	Chris HIRD	39	6	15.16	80.7743
7	Brian MALONEY	46	7	21.28	63.4355
8	Theo BEKEMA	51	8	19.29	63.4079
9	Dhruv BHATIA	52	9	19.22	63.4069
10	Matthew LEE	73	10	17.88	39.0917
11	Darren LEE	74	11	17.87	39.0916
12	Dan HALE	78	12	15.50	38.2583

GMBC Members' Autumn Season Leaderboard

Women A Grade					
Place	Name	Total Rank	Overall GMBC Rank	Ave km/h	Championship Points
1	Katriina DOWER	27	1	24.73	119.5768
2	Fiona MATHEWS	31	2	22.27	113.8531
3	Christy HARRIS	35	3	25.11	103.8635
4	Melissa MACKENZIE	49	4	20.59	63.4259
5	Alexandra HEER	62	5	26.36	53.4393
6					

GMBC Members' Autumn Season Leaderboard

Women B Grade					
Place	Name	Total Rank	Overall GMBC Rank	Ave km/h	Championship Points
1	Sally BROWN	13	1	16.93	183.1256
2	Millicent SULLIVAN	40	2	12.82	76.0057
3	Kimberly DOUGLASS	54	3	17.62	57.5958
4	Kari LANKFORD	55	4	17.25	57.5916
5	Jacinta COLMAN	56	5	14.64	57.5627
6	Monika HEER-REICHLER	69	6	22.57	48.0010
7	Dimity GANNON	71	7	19.92	44.7392
8	Stella GOLDSTRAW	72	8	17.88	44.7188

GMBC Members' Autumn Season Leaderboard

Men E Bike					
Place	Name	Total Rank	Overall GMBC Rank	Ave km/h	Championship Points
1	David GOODALL	30	1	22.81	113.8673
2	Anthony SPEECHLEY	36	2	24.77	103.8546
3	Peter HENKEL	38	3	19.19	86.2568

Geelong Mountain Bike Club Race Event Summary



Championship Leaderboard after Aautumn 2026 Round 5

Championship Leaderboard after Aautumn 2026 Round 5				
Men A Grade				
Place	Name	Overall Rank	Ave km/h	Points
1	Ashley GOLDSTRAW	4	24.36	556.3256
2	Stuart KENT	11	24.69	491.7995
3	Cameron SHAKESPEARE	29	24.43	341.4443
4	Ryan HOLMBERG	32	26.21	332.2982
5	Tristano CRISTOFOLI	35	23.71	310.9784
6	Mark MATHEWS	36	25.17	309.1803
7	David GRAY	37	26.59	308.5088
8	Robert WOOD	46	24.42	263.4773
9	Stuart BROWN	48	24.22	238.3892
10	Jack LAMSHED	53	25.88	229.1073
11	Chris PEARCE	59	21.04	195.0782
12	Dominik DUDKIEWICZ	62	27.61	176.4821
13	Dave SPINK	63	25.89	176.4535
14	Robbie STOREY	66	24.47	166.6055
15	Nikolas DOUMAS	73	27.98	157.4275
16	Lachlan STEVENS	83	20.95	146.9178
17	Jeffrey HUNT	91	24.82	119.9074
18	Sam RAYSON	99	26.25	88.4749
19	Ian KELLY	100	23.58	86.4661
20	Dyon BALDING	103	26.55	69.3224
21	Dean MADDEN	106	24.13	61.9622
22	Riley FLAHERTY	117	26.03	50.4546
23	Yianni DOUMAS	121	27.31	47.8151
24	Scott GAVENS	125	22.56	45.8161
25	Russell NANKERVIS	130	22.42	44.6261
26	Matt PALMER	134	24.89	40.6548

GMBC Members' Championship Leaderboard after Aautumn 2026 Round 5					
Men A Grade					
Place	Name	Total Rank	Overall GMBC Rank	Ave km/h	Championship Points
1	Ashley GOLDSTRAW	4	1	24.36	556.3256
2	Stuart KENT	11	2	24.69	491.7995
3	Cameron SHAKESPEARE	29	3	24.43	341.4443
4	Ryan HOLMBERG	32	4	26.21	332.2982
5	Tristano CRISTOFOLI	35	5	23.71	310.9784
6	Mark MATHEWS	36	6	25.17	309.1803
7	David GRAY	37	7	26.59	308.5088
8	Robert WOOD	46	8	24.42	263.4773
9	Stuart BROWN	48	9	24.22	238.3892
10	Jack LAMSHED	53	10	25.88	229.1073
11	Chris PEARCE	59	11	21.04	195.0782
12	Dominik DUDKIEWICZ	62	12	27.61	176.4821
13	Dave SPINK	63	13	25.89	176.4535
14	Jeffrey HUNT	91	14	24.82	119.9074
15	Sam RAYSON	99	15	26.25	88.4749
16	Ian KELLY	100	16	23.58	86.4661
17	Dyon BALDING	103	17	26.55	69.3224
18	Riley FLAHERTY	117	18	26.03	50.4546
19	Scott GAVENS	125	19	22.56	45.8161
20	Matt PALMER	134	20	24.89	40.6548
21					
22					
23					
24					
25					
26					

Geelong Mountain Bike Club Race Event Summary

Championship Leaderboard after Autumn 2026 Round 5



Men B Grade				
Place	Name	Overall Rank	Ave km/h	Points
1	Ben LORD	1	23.08	615.5135
2	Benjamin WILLIAMS	3	23.40	586.0936
3	Jason LUHM	14	24.62	458.7219
4	Chris FICE	21	23.56	388.0422
5	Adrian DILLON	24	22.90	375.7803
6	Phil O'NEIL	25	21.36	374.8653
7	Rodney SULLIVAN	31	23.57	334.0811
8	Martz KEIR	38	23.60	305.7325
9	Paul SHEEAN	39	24.20	295.0642
10	Adam RYAN	44	23.51	272.3960
11	Nick CARTER	45	23.29	271.6197
12	Lucas SPROSON	55	22.91	207.3774
13	Con ZAKIS	56	22.99	207.1761
14	Matt SEEHUSEN	60	21.70	189.6913
15	Scott FARRAR	64	23.65	173.1169
16	Lee FLOYD	67	23.29	166.5881
17	Trent GOATLEY	68	23.29	166.5881
18	Mat ELKAN	69	23.22	166.5870
19	Leigh BARRATT	70	23.10	166.5853
20	Jimmy STRANGIS	72	22.99	166.5836
21	Michael FARR	74	23.09	156.7633
22	James MORTON	82	22.15	146.9311
23	Anders STENHOUSE	88	23.21	139.5722
24	Justin VOLLERUP	90	25.97	127.3193
25	Anthony NATOLI	92	20.32	118.4074
26	Sam FURPHY	108	19.03	54.9667
27	Myles BAGLEY	109	27.02	53.4503
28	Martin BYRNE	110	27.01	53.4502
29	Dominic BURTON	120	27.48	47.8180
30	Max ANTHONY MC PEAKE	124	23.45	45.8308
31	Mark TERRILL	135	20.85	40.0206
32	Brett WILTSHIRE	138	18.00	38.3001
33	Simon HOEY	141	15.30	38.2549

Men B Grade					
Place	Name	Total Rank	Overall GMBC Rank	Ave km/h	Championship Points
1	Ben LORD	1	1	23.08	615.5135
2	Benjamin WILLIAMS	3	2	23.40	586.0936
3	Jason LUHM	14	3	24.62	458.7219
4	Chris FICE	21	4	23.56	388.0422
5	Adrian DILLON	24	5	22.90	375.7803
6	Phil O'NEIL	25	6	21.36	374.8653
7	Rodney SULLIVAN	31	7	23.57	334.0811
8	Martz KEIR	38	8	23.60	305.7325
9	Adam RYAN	44	9	23.51	272.3960
10	Lucas SPROSON	55	10	22.91	207.3774
11	Con ZAKIS	56	11	22.99	207.1761
12	Matt SEEHUSEN	60	12	21.70	189.6913
13	Scott FARRAR	64	13	23.65	173.1169
14	Lee FLOYD	67	14	23.29	166.5881
15	Leigh BARRATT	70	15	23.10	166.5853
16	Michael FARR	74	16	23.09	156.7633
17	Anders STENHOUSE	88	17	23.21	139.5722
18	Justin VOLLERUP	90	18	25.97	127.3193
19	Anthony NATOLI	92	19	20.32	118.4074
20	Dominic BURTON	120	20	27.48	47.8180
21	Max ANTHONY MC PEAKE	124	21	23.45	45.8308
22	Mark TERRILL	135	22	20.85	40.0206
23	Brett WILTSHIRE	138	23	18.00	38.3001
24					
25					
26					
27					
28					
29					
30					
31					
32					
33					

Geelong Mountain Bike Club Race Event Summary



Championship Leaderboard after Aautumn 2026 Round 5

Championship Leaderboard after Aautumn 2026 Round 5				
Men C Grade				
Place	Name	Overall Rank	Ave km/h	Points
1	Eric VAN DAM	2	21.20	590.7999
2	Richard WILLIAMS	6	21.27	543.0924
3	Nick PILE	7	20.52	527.3879
4	Oscar DURANTE	8	21.56	513.2848
5	Ben VAN DUJINE	9	20.58	512.3633
6	Scott WILLIAMS	12	20.90	490.3757
7	Caleb FLEET	16	20.44	447.3699
8	David ALLEN	17	21.30	440.5987
9	Kelly WESTON	19	19.92	398.4440
10	Jordan WRIGHT	20	21.82	394.0275
11	Ewan SULLIVAN	26	23.69	374.6989
12	Tom MALONEY	33	20.35	329.2259
13	Luis GOLDSTRAW	40	23.76	293.5261
14	Alan RIEDEL	41	20.05	293.2395
15	Gavin ERICKSON	43	21.88	272.8488
16	Benjamin STENGEL	47	20.55	260.7265
17	Jarrold JAMES	49	21.08	237.3493
18	Ray HART	71	23.00	166.5838
19	Hamada FAYAD	75	23.05	156.7628
20	Warren HARDING	76	21.65	156.7446
21	Mick RITCHIE	77	21.01	156.7363
22	Vince TROTTER	80	22.75	153.3777
23	Zac COUYANT	81	25.38	151.6624
24	Connor PEARCE	89	23.75	137.1259
25	Allen POLLOCK	97	23.29	98.6322
26	Andrew NOYE	101	21.66	83.4719
27	Anthony VAUGHAN	102	19.58	80.5709
28	John MILFULL	105	18.37	63.3951
29	John HEER	111	26.56	53.4427
30	Max WHYTE	113	21.41	50.5977
31	Blair HOCKING	118	24.90	48.0320
32	Steven PAYNE	123	25.36	47.7827
33	Jason ROONEY	127	20.75	45.7859
34	Callum LEE	128	20.18	44.7418

Championship Leaderboard after Aautumn 2026 Round 5

Championship Leaderboard after Aautumn 2026 Round 5				
Men D Grade				
Place	Name	Overall Rank	Ave km/h	Points
1	Paul DURANTE	5	18.67	547.6383
2	Colin LINAHAN	10	17.76	504.2824
3	Paul FLETCHER	22	18.77	387.5549
4	George COUYANT	27	22.41	356.6238
5	Chris HIRD	34	15.23	320.9475
6	Wayne COSSELL	52	19.48	230.5517
7	Oliver KENT	54	19.64	222.1662
8	Theo BEKEMA	79	17.95	155.1046
9	Rory COSTELLOE	85	19.61	146.9029
10	Dan BUTLER	86	19.60	146.9028
11	John EVANS	87	18.14	146.8866
12	Stephen JOHNSON	93	18.35	117.4499
13	Brian MALONEY	95	20.78	114.0191
14	Dhruv BHATIA	104	19.22	63.4069
15	Adam HARGREAVES	116	18.22	50.5577
16	Reuben MCLOUGHLIN	122	26.05	47.7941
17	Joe THURROWGOOD	131	16.96	43.2814
18	Gary JEFFERY	133	19.86	42.8889
19	Matthew LEE	136	17.88	39.0917
20	Darren LEE	137	17.87	39.0916
21	Dan HALE	140	15.50	38.2583

GMBC Members' Championship Leaderboard after Aautumn 2026 Round 5					
Men C Grade					
Place	Name	Total Rank	Overall GMBC Rank	Ave km/h	Championship Points
1	Eric VAN DAM	2	1	21.20	590.7999
2	Richard WILLIAMS	6	2	21.27	543.0924
3	Nick PILE	7	3	20.52	527.3879
4	Oscar DURANTE	8	4	21.56	513.2848
5	Ben VAN DUJINE	9	5	20.58	512.3633
6	Scott WILLIAMS	12	6	20.90	490.3757
7	Caleb FLEET	16	7	20.44	447.3699
8	David ALLEN	17	8	21.30	440.5987
9	Kelly WESTON	19	9	19.92	398.4440
10	Jordan WRIGHT	20	10	21.82	394.0275
11	Ewan SULLIVAN	26	11	23.69	374.6989
12	Luis GOLDSTRAW	40	12	23.76	293.5261
13	Alan RIEDEL	41	13	20.05	293.2395
14	Gavin ERICKSON	43	14	21.88	272.8488
15	Benjamin STENGEL	47	15	20.55	260.7265
16	Jarrold JAMES	49	16	21.08	237.3493
17	Hamada FAYAD	75	17	23.05	156.7628
18	Mick RITCHIE	77	18	21.01	156.7363
19	Vince TROTTER	80	19	22.75	153.3777
20	Zac COUYANT	81	20	25.38	151.6624
21	Connor PEARCE	89	21	23.75	137.1259
22	Andrew NOYE	101	22	21.66	83.4719
23	John MILFULL	105	23	18.37	63.3951
24	John HEER	111	24	26.56	53.4427
25	Max WHYTE	113	25	21.41	50.5977
26	Jason ROONEY	127	26	20.75	45.7859
27	Callum LEE	128	27	20.18	44.7418
28					
29					
30					
31					
32					
33					
34					

GMBC Members' Championship Leaderboard after Aautumn 2026 Round 5

GMBC Members' Championship Leaderboard after Aautumn 2026 Round 5					
Men D Grade					
Place	Name	Total Rank	Overall GMBC Rank	Ave km/h	Championship Points
1	Paul DURANTE	5	1	18.67	547.6383
2	Colin LINAHAN	10	2	17.76	504.2824
3	Paul FLETCHER	22	3	18.77	387.5549
4	George COUYANT	27	4	22.41	356.6238
5	Chris HIRD	34	5	15.23	320.9475
6	Wayne COSSELL	52	6	19.48	230.5517
7	Oliver KENT	54	7	19.64	222.1662
8	Theo BEKEMA	79	8	17.95	155.1046
9	Rory COSTELLOE	85	9	19.61	146.9029
10	Stephen JOHNSON	93	10	18.35	117.4499
11	Brian MALONEY	95	11	20.78	114.0191
12	Dhruv BHATIA	104	12	19.22	63.4069
13	Adam HARGREAVES	116	13	18.22	50.5577
14	Reuben MCLOUGHLIN	122	14	26.05	47.7941
15	Joe THURROWGOOD	131	15	16.96	43.2814
16	Gary JEFFERY	133	16	19.86	42.8889
17	Matthew LEE	136	17	17.88	39.0917
18	Darren LEE	137	18	17.87	39.0916
19	Dan HALE	140	19	15.50	38.2583
20					
21					

Geelong Mountain Bike Club Race Event Summary



Championship Leaderboard after Autumn 2026 Round 5

Championship Leaderboard after Autumn 2026 Round 5

Women A Grade				
Place	Name	Overall Rank	Ave km/h	Points
1	Christy HARRIS	15	23.97	449.4718
2	Katriina DOWER	28	24.36	353.0018
3	Melissa MACKENZIE	42	20.64	284.9683
4	Fiona MATHEWS	58	21.48	199.9101
5	Alexandra HEER	65	24.08	170.9084
6	Kate KELLETT	126	21.34	45.7957
7	Heidi HUNT	132	24.05	42.9447
8	Freya BENNETT	139	16.41	38.2734

Championship Leaderboard after Autumn 2026 Round 5

Women B Grade				
Place	Name	Overall Rank	Ave km/h	Points
1	Dimity GANNON	23	19.17	382.5536
2	Millicent SULLIVAN	50	13.97	236.7023
3	Monika HEER-REICHLER	57	21.60	204.7324
4	Sally BROWN	61	16.93	183.1256
5	Kimberly DOUGLASS	78	17.50	156.1964
6	Anna HILL	84	19.85	146.9056
7	Joanne DAVIDSON	94	17.73	117.4465
8	Megan LAWSON	96	16.60	107.6305
9	Kari LANKFORD	98	16.54	92.9995
10	Jacinta COLMAN	107	14.64	57.5627
11	Amy TROTTER	114	21.20	50.5950
12	Jill STEVENSON	115	18.97	50.5672
13	Sharrene JOY	119	13.40	48.0040
14	Stella GOLDSTRAW	129	17.88	44.7188
15	Miranda COOMBS	142	12.55	30.2845

Championship Leaderboard after Autumn 2026 Round 5

Men E Bike				
Place	Name	Overall Rank	Ave km/h	Points
1	David GOODALL	13	22.88	466.7601
2	Peter HENKEL	18	19.71	428.2754
3	Anthony SPEECHLEY	30	22.78	339.9847
4	Robert MILLER	51	23.57	231.0904
5	Michael HARTMAN	112	24.00	50.6300

GMBC Members' Championship Leaderboard after Autumn 2026 Round 5

Women A Grade					
Place	Name	Total Rank	Overall GMBC Rank	Ave km/h	Championship Points
1	Christy HARRIS	15	1	23.97	449.4718
2	Katriina DOWER	28	2	24.36	353.0018
3	Melissa MACKENZIE	42	3	20.64	284.9683
4	Fiona MATHEWS	58	4	21.48	199.9101
5	Alexandra HEER	65	5	24.08	170.9084
6	Kate KELLETT	126	6	21.34	45.7957
7	Heidi HUNT	132	7	24.05	42.9447
8					

GMBC Members' Championship Leaderboard after Autumn 2026 Round 5

Women B Grade					
Place	Name	Total Rank	Overall GMBC Rank	Ave km/h	Championship Points
1	Dimity GANNON	23	1	19.17	382.5536
2	Millicent SULLIVAN	50	2	13.97	236.7023
3	Monika HEER-REICHLER	57	3	21.60	204.7324
4	Sally BROWN	61	4	16.93	183.1256
5	Kimberly DOUGLASS	78	5	17.50	156.1964
6	Anna HILL	84	6	19.85	146.9056
7	Joanne DAVIDSON	94	7	17.73	117.4465
8	Megan LAWSON	96	8	16.60	107.6305
9	Kari LANKFORD	98	9	16.54	92.9995
10	Jacinta COLMAN	107	10	14.64	57.5627
11	Amy TROTTER	114	11	21.20	50.5950
12	Jill STEVENSON	115	12	18.97	50.5672
13	Sharrene JOY	119	13	13.40	48.0040
14	Stella GOLDSTRAW	129	14	17.88	44.7188
15	Miranda COOMBS	142	15	12.55	30.2845

GMBC Members' Championship Leaderboard after Autumn 2026 Round 5

Men E Bike					
Place	Name	Total Rank	Overall GMBC Rank	Ave km/h	Championship Points
1	David GOODALL	13	1	22.88	466.7601
2	Peter HENKEL	18	2	19.71	428.2754
3	Anthony SPEECHLEY	30	3	22.78	339.9847
4	Robert MILLER	51	4	23.57	231.0904
5					