

Geelong Mountain Bike Club Race Event Summary

Event name, location and date:

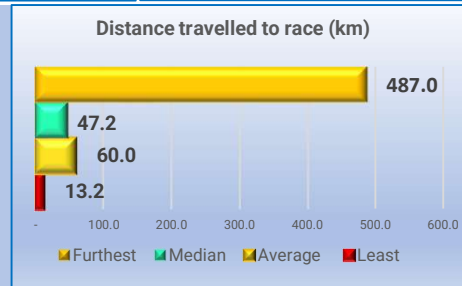
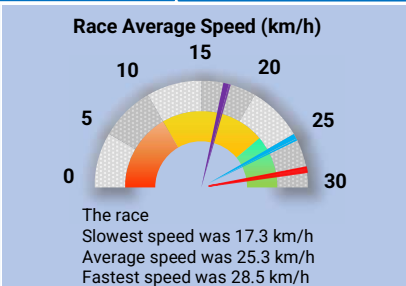
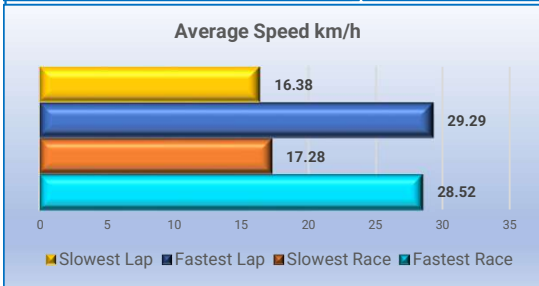
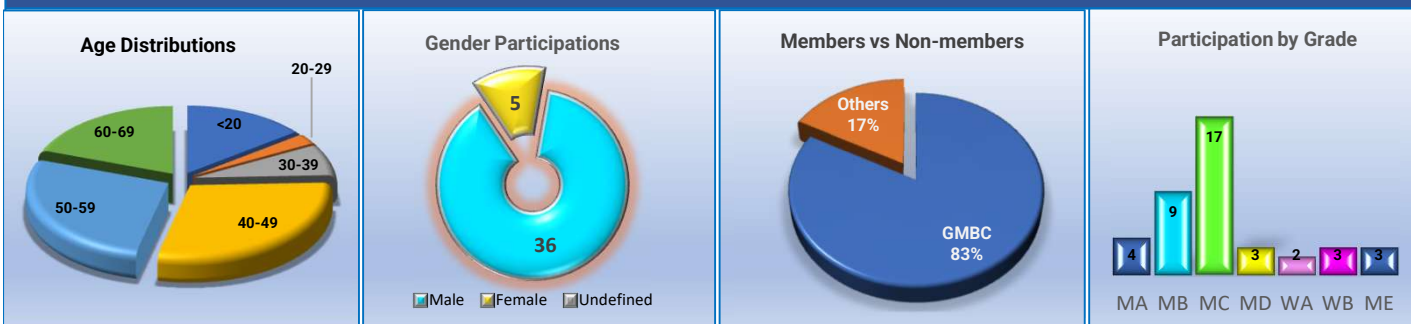
Auntumn 2026 Round 3 at Duck Ponds on 12 June 2026



Lap distance:

5.300 kilometers

Dashboard



Race Average Speed Thresholds

MA	Men A grade	27.46 km/h to 28.52 km/h
MB	Men B grade	25.64 km/h to 27.85 km/h
MC	Men C grade	23.03 km/h to 27.33 km/h
MD	Men D grade	19.66 km/h to 21.11 km/h

WA	Women A grade	25.95 km/h to 26.36 km/h
WB	Women B grade	17.28 km/h to 22.57 km/h
ME	Men E Bike	24.88 km/h to 26.56 km/h
WE	Women E Bike	0.00 km/h to 0.00 km/h

Podium finishers by categories

All Riders

Men A Grade				
Place	Name	Laps	Ave km/h	Total Time
1	Ashley GOLDSTRAW	5	28.519	00:55:45.1
2	Nikolas DOUMAS	5	28.514	00:55:45.7
3	David GRAY	5	28.456	00:55:52.5

Men B Grade				
Place	Name	Laps	Ave km/h	Total Time
1	Nick CARTER	5	27.854	00:57:04.9
2	Benjamin WILLIAMS	5	27.793	00:57:12.5
3	Jason LUHM	5	27.708	00:57:23.0

Men C Grade				
Place	Name	Laps	Ave km/h	Total Time
1	Zac COUYANT	5	27.334	00:58:10.2
2	Oscar DURANTE	5	27.151	00:58:33.7
3	John HEER	5	26.563	00:59:51.5

Men D Grade				
Place	Name	Laps	Ave km/h	Total Time
1	Paul DURANTE	4	21.108	01:00:15.7
2	Colin LINAHAN	4	20.813	01:01:06.9
3	Chris HIRD	3	19.659	00:48:31.7

Women A Grade				
Place	Name	Laps	Ave km/h	Total Time
1	Alexandra HEER	5	26.359	01:00:19.2
2	Christy HARRIS	5	25.952	01:01:16.0

Geelong Mountain Bike Club Members

Men A Grade					
Place	Name	Laps	Ave km/h	Total Time	Championship Points
1	Ashley GOLDSTRAW	5	28.519	00:55:45.1	53.4753
2	David GRAY	5	28.456	00:55:52.5	53.4743
3	Cameron SHAKESPEARE	5	27.458	00:57:54.4	53.4576

Men B Grade					
Place	Name	Laps	Ave km/h	Total Time	Championship Points
1	Benjamin WILLIAMS	5	27.793	00:57:12.5	53.4632
2	Jason LUHM	5	27.708	00:57:23.0	53.4618
3	Ben LORD	5	27.258	00:58:19.9	53.4543

Men C Grade					
Place	Name	Laps	Ave km/h	Total Time	Championship Points
1	Zac COUYANT	5	27.334	00:58:10.2	53.4556
2	Oscar DURANTE	5	27.151	00:58:33.7	53.4525
3	John HEER	5	26.563	00:59:51.5	53.4427

Men D Grade					
Place	Name	Laps	Ave km/h	Total Time	Championship Points
1	Paul DURANTE	4	21.108	01:00:15.7	47.9814
2	Colin LINAHAN	4	20.813	01:01:06.9	47.9775
3	Chris HIRD	3	19.659	00:48:31.7	42.5966

Women A Grade					
Place	Name	Laps	Ave km/h	Total Time	Championship Points
1	Alexandra HEER	5	26.359	01:00:19.2	53.4393
2	Christy HARRIS	5	25.952	01:01:16.0	53.4325

Geelong Mountain Bike Club Race Event Summary

Event name, location and date: *Auntumn 2026 Round 3 at Duck Ponds on 12 June 2026*

Lap distance: *5.300 kilometers*



Women B Grade					Women B Grade					Championship Points
Place	Name	Laps	Ave km/h	Total Time	Place	Name	Laps	Ave km/h	Total Time	Championship Points
1	Monika HEER-REICHLER	4	22.572	00:56:21.2	1	Monika HEER-REICHLER	4	22.572	00:56:21.2	48.0010
2	Sally BROWN	3	18.690	00:51:02.7	2	Sally BROWN	3	18.690	00:51:02.7	42.5869
3	Millicent SULLIVAN	3	17.283	00:55:11.9	3	Millicent SULLIVAN	3	17.283	00:55:11.9	42.5728

Men E Bike					Men E Bike					Championship Points
Place	Name	Laps	Ave km/h	Total Time	Place	Name	Laps	Ave km/h	Total Time	Championship Points
1	George COUYANT	5	26.560	00:59:51.9	1	George COUYANT	5	26.560	00:59:51.9	53.4427
2	Anthony SPEECHLEY	5	25.995	01:01:09.9	2	Anthony SPEECHLEY	5	25.995	01:01:09.9	53.4333
3	Peter HENKEL	4	24.880	00:51:07.5	3	Peter HENKEL	4	24.880	00:51:07.5	48.0317

Geelong Mountain Bike Club Race Event Summary

Series Number **2609**
 Event name, location and date **Auntumn 2026 Round 3 at Duck Ponds on 12 June 2026**
 Lap distance **5.300 kilometers**



Event race details by categories

Men A Grade

Place	Name	Overall Rank	LAP N*	Race Ave km/h	Total HH:MM:SS	LAP 1 MM:SS	LAP 2 MM:SS	LAP 3 MM:SS	LAP 4 MM:SS	LAP 5 MM:SS	Lap Ave MM:SS	Median MM:SS	Fastest Lap Lap N*	Fastest Lap Lap Time	Slowest Lap Lap N*	Slowest Lap Lap Time
1	Ashley GOLDSTRAW	1	5	28.519	00:55:45	11:03	11:05	11:33	11:13	10:51	11:09	11:05	5	10:51	3	11:33
2	Nikolas DOUMAS	2	5	28.514	00:55:46	11:02	11:05	11:33	11:14	10:52	11:09	11:05	5	10:52	3	11:33
3	David GRAY	3	5	28.456	00:55:53	11:02	11:05	11:32	11:15	10:58	11:11	11:05	5	10:58	3	11:32
4	Cameron SHAKESPEARE	7	5	27.458	00:57:54	11:03	11:05	11:33	11:53	12:20	11:35	11:33	1	11:03	5	12:20

Event race details by categories

Men B Grade

Place	Name	Overall Rank	LAP N*	Race Ave km/h	Total HH:MM:SS	LAP 1 MM:SS	LAP 2 MM:SS	LAP 3 MM:SS	LAP 4 MM:SS	LAP 5 MM:SS	Lap Ave MM:SS	Median MM:SS	Fastest Lap Lap N*	Fastest Lap Lap Time	Slowest Lap Lap N*	Slowest Lap Lap Time
1	Nick CARTER	4	5	27.854	00:57:05	11:16	11:17	11:11	11:40	11:41	11:25	11:17	3	11:11	5	11:41
2	Benjamin WILLIAMS	5	5	27.793	00:57:12	11:17	11:14	11:26	11:46	11:30	11:26	11:26	2	11:14	4	11:46
3	Jason LUHM	6	5	27.708	00:57:23	11:16	11:17	11:36	11:49	11:25	11:29	11:25	1	11:16	4	11:49
4	Paul SHEEAN	8	5	27.434	00:57:57	11:17	11:33	11:49	11:40	11:39	11:35	11:39	1	11:17	3	11:49
5	Ben LORD	10	5	27.258	00:58:20	11:18	11:33	11:48	11:49	11:52	11:40	11:48	1	11:18	5	11:52
6	Myles BAGLEY	12	5	27.015	00:58:51	11:20	11:46	12:01	11:57	11:48	11:46	11:48	1	11:20	3	12:01
7	Martin BYRNE	13	5	27.012	00:58:52	11:23	11:43	12:02	11:55	11:50	11:46	11:50	1	11:23	3	12:02
8	Martz KEIR	18	5	26.327	01:00:24	11:49	12:10	12:10	12:04	12:10	12:05	12:10	1	11:49	3	12:10
9	Rodney SULLIVAN	22	5	25.643	01:02:00	11:25	12:07	12:39	12:57	12:52	12:24	12:39	1	11:25	4	12:57

Event race details by categories

Men C Grade

Place	Name	Overall Rank	LAP N*	Race Ave km/h	Total HH:MM:SS	LAP 1 MM:SS	LAP 2 MM:SS	LAP 3 MM:SS	LAP 4 MM:SS	LAP 5 MM:SS	Lap Ave MM:SS	Median MM:SS	Fastest Lap Lap N*	Fastest Lap Lap Time	Slowest Lap Lap N*	Slowest Lap Lap Time
1	Zac COUYANT	9	5	27.334	00:58:10	11:18	11:40	11:48	11:46	11:39	11:38	11:40	1	11:18	3	11:48
2	Oscar DURANTE	11	5	27.151	00:58:34	11:18	11:40	11:47	11:48	12:02	11:43	11:47	1	11:18	5	12:02
3	John HEER	14	5	26.563	00:59:51	11:18	11:48	12:32	12:02	12:11	11:58	12:02	1	11:18	3	12:32
4	Ewan SULLIVAN	16	5	26.488	01:00:02	11:18	11:40	11:48	11:46	13:30	12:00	11:46	1	11:18	5	13:30
5	Gavin ERICKSON	19	5	26.121	01:00:52	12:06	12:04	12:15	12:17	12:10	12:10	12:10	2	12:04	4	12:17
6	Richard WILLIAMS	23	4	25.917	00:49:05	11:56	12:14	12:22	12:32	00:00	12:16	12:18	1	11:56	4	12:32
7	Ben VAN DUIJNE	24	4	25.787	00:49:20	12:07	12:12	12:30	12:31	00:00	12:20	12:21	1	12:07	4	12:31
8	Eric VAN DAM	25	4	25.696	00:49:30	12:10	12:08	12:31	12:42	00:00	12:23	12:20	2	12:08	4	12:42
9	Caleb FLEET	26	4	25.275	00:50:20	12:00	12:31	12:58	12:51	00:00	12:35	12:41	1	12:00	3	12:58
10	David ALLEN	27	4	24.930	00:51:01	12:46	12:35	12:54	12:46	00:00	12:45	12:46	2	12:35	3	12:54
11	Luis GOLDSTRAW	28	4	24.912	00:51:04	12:02	13:09	13:03	12:49	00:00	12:46	12:56	1	12:02	2	13:09
12	Blair HOCKING	29	4	24.899	00:51:05	12:43	12:39	12:53	12:50	00:00	12:46	12:47	2	12:39	3	12:53
13	Scott WILLIAMS	31	4	24.492	00:51:56	12:27	13:06	13:10	13:13	00:00	12:59	13:08	1	12:27	4	13:13
14	Andrew NOYE	32	4	24.385	00:52:10	12:45	12:52	13:29	13:04	00:00	13:02	12:58	1	12:45	3	13:29
15	Nick PILE	33	4	24.080	00:52:49	12:47	12:40	13:32	13:51	00:00	13:12	13:09	2	12:40	4	13:51
16	Allen POLLOCK	34	4	24.064	00:52:52	12:06	13:28	13:31	13:47	00:00	13:13	13:29	1	12:06	4	13:47
17	Kelly WESTON	35	4	23.035	00:55:13	12:45	14:03	14:15	14:11	00:00	13:48	14:07	1	12:45	3	14:15

Event race details by categories

Men D Grade

Geelong Mountain Bike Club Race Event Summary

Series Number **2609**

Event name, location and date **Auntumn 2026 Round 3 at Duck Ponds on 12 June 2026**

Lap distance **5.300 kilometers**



Place	Name	Overall Rank	LAP N*	Race Ave km/h	Total HH:MM:SS	LAP 1 MM:SS	LAP 2 MM:SS	LAP 3 MM:SS	LAP 4 MM:SS	LAP 5 MM:SS	Lap Ave MM:SS	Median MM:SS	Fastest Lap Lap N*	Fastest Lap Lap Time	Slowest Lap Lap N*	Slowest Lap Lap Time
1	Paul DURANTE	37	4	21.108	01:00:16	14:20	15:05	15:23	15:27	00:00	15:04	15:14	1	14:20	4	15:27
2	Colin LINAHAN	38	4	20.813	01:01:07	14:38	15:34	15:49	15:07	00:00	15:17	15:20	1	14:38	3	15:49
3	Chris HIRD	39	3	19.659	00:48:32	15:24	16:42	16:25	00:00	00:00	16:11	16:25	1	15:24	2	16:42

Event race details by categories

Women A Grade

Place	Name	Overall Rank	LAP N*	Race Ave km/h	Total HH:MM:SS	LAP 1 MM:SS	LAP 2 MM:SS	LAP 3 MM:SS	LAP 4 MM:SS	LAP 5 MM:SS	Lap Ave MM:SS	Median MM:SS	Fastest Lap Lap N*	Fastest Lap Lap Time	Slowest Lap Lap N*	Slowest Lap Lap Time
1	Alexandra HEER	17	5	26.359	01:00:19	12:17	11:42	11:47	11:47	12:46	12:04	11:47	2	11:42	5	12:46
2	Christy HARRIS	21	5	25.952	01:01:16	12:19	11:53	12:28	12:02	12:34	12:15	12:19	2	11:53	5	12:34

Event race details by categories

Women B Grade

Place	Name	Overall Rank	LAP N*	Race Ave km/h	Total HH:MM:SS	LAP 1 MM:SS	LAP 2 MM:SS	LAP 3 MM:SS	LAP 4 MM:SS	LAP 5 MM:SS	Lap Ave MM:SS	Median MM:SS	Fastest Lap Lap N*	Fastest Lap Lap Time	Slowest Lap Lap N*	Slowest Lap Lap Time
1	Monika HEER-REICHLER	36	4	22.572	00:56:21	13:45	14:13	14:14	14:09	00:00	14:05	14:11	1	13:45	3	14:14
2	Sally BROWN	40	3	18.690	00:51:03	16:24	17:14	17:25	00:00	00:00	17:01	17:14	1	16:24	3	17:25
3	Millicent SULLIVAN	41	3	17.283	00:55:12	17:14	18:33	19:25	00:00	00:00	18:24	18:33	1	17:14	3	19:25

Event race details by categories

Men E Bike

Place	Name	Overall Rank	LAP N*	Race Ave km/h	Total HH:MM:SS	LAP 1 MM:SS	LAP 2 MM:SS	LAP 3 MM:SS	LAP 4 MM:SS	LAP 5 MM:SS	Lap Ave MM:SS	Median MM:SS	Fastest Lap Lap N*	Fastest Lap Lap Time	Slowest Lap Lap N*	Slowest Lap Lap Time
1	George COUYANT	15	5	26.560	00:59:52	11:59	11:49	12:18	11:51	11:54	11:58	11:54	2	11:49	3	12:18
2	Anthony SPEECHLEY	20	5	25.995	01:01:10	12:11	12:15	12:11	12:24	12:09	12:14	12:11	5	12:09	4	12:24
3	Peter HENKEL	30	4	24.880	00:51:07	13:12	12:37	12:34	12:44	00:00	12:47	12:40	3	12:34	1	13:12

Geelong Mountain Bike Club Race Event Summary

Autumn Season Leaderboard after Autumn 2026 Round 3



Autumn Season Leaderboard

Men A Grade				
Place	Name	Overall Rank	Ave km/h	Points
1	Ashley GOLDSTRAW	1	26.44	178.8770
2	Stuart KENT	21	25.76	125.4137
3	Cameron SHAKESPEARE	22	26.06	122.7487
4	Nikolas DOUMAS	32	27.58	109.5944
5	Ryan HOLMBERG	38	27.13	69.3322
6	Dyon BALDING	39	26.55	69.3224
7	Jack LAMSHED	40	26.44	69.3206
8	Mark MATHEWS	54	26.63	56.1188
9	David GRAY	55	28.46	53.4743
10	Riley FLAHERTY	60	26.03	50.4546

Autumn Season Leaderboard

Men B Grade				
Place	Name	Overall Rank	Ave km/h	Points
1	Nick CARTER	2	25.63	167.3785
2	Benjamin WILLIAMS	3	25.30	167.3645
3	Jason LUHM	4	25.22	167.3613
4	Ben LORD	5	24.88	167.3458
5	Martz KEIR	8	24.09	167.3108
6	Paul SHEEAN	17	24.14	156.0234
7	Rodney SULLIVAN	24	23.04	116.8511
8	Chris FICE	25	23.83	113.8950
9	Adrian DILLON	26	23.58	113.8882
10	Anthony NATOLI	42	22.10	63.4470
11	Phil O'NEIL	45	20.93	63.4307
12	Myles BAGLEY	56	27.02	53.4503
13	Martin BYRNE	57	27.01	53.4502
14	Con ZAKIS	61	22.94	50.4133

Autumn Season Leaderboard

Men C Grade				
Place	Name	Overall Rank	Ave km/h	Points
1	Oscar DURANTE	6	24.58	167.3335
2	Ewan SULLIVAN	7	24.16	167.3138
3	Gavin ERICKSON	9	23.42	167.2825
4	Eric VAN DAM	10	23.63	161.9045
5	Richard WILLIAMS	11	23.33	161.8920
6	Scott WILLIAMS	12	22.72	161.8682
7	Kelly WESTON	13	21.45	161.8167
8	Caleb FLEET	18	23.07	150.2878
9	Nick PILE	19	21.65	150.2376
10	Tom MALONEY	29	22.25	113.8523
11	David ALLEN	31	22.82	111.4599
12	Zac COUYANT	33	25.78	103.8860
13	Ben VAN DUJNE	36	24.45	98.4594
14	Jordan WRIGHT	41	22.14	63.4474
15	Benjamin STENGEL	44	20.97	63.4313
16	Alan RIEDEL	47	19.71	63.4138
17	John MILFULL	50	18.37	63.3951
18	John HEER	58	26.56	53.4427
19	Luis GOLDSTRAW	63	24.91	48.0322
20	Blair HOCKING	64	24.90	48.0320
21	Andrew NOYE	66	24.39	48.0251
22	Allen POLLOCK	67	24.06	48.0209
23	Callum LEE	69	20.18	44.7418

GMBC Members' Autumn Season Leaderboard

Men A Grade					
Place	Name	Total Rank	Overall GMBC Rank	Ave km/h	Championship Points
1	Ashley GOLDSTRAW	1	1	26.44	178.8770
2	Stuart KENT	21	2	25.76	125.4137
3	Cameron SHAKESPEARE	22	3	26.06	122.7487
4	Ryan HOLMBERG	38	4	27.13	69.3322
5	Dyon BALDING	39	5	26.55	69.3224
6	Jack LAMSHED	40	6	26.44	69.3206
7	Mark MATHEWS	54	7	26.63	56.1188
8	David GRAY	55	8	28.46	53.4743
9	Riley FLAHERTY	60	9	26.03	50.4546
10					

GMBC Members' Autumn Season Leaderboard

Men B Grade					
Place	Name	Total Rank	Overall GMBC Rank	Ave km/h	Championship Points
1	Benjamin WILLIAMS	3	1	25.30	167.3645
2	Jason LUHM	4	2	25.22	167.3613
3	Ben LORD	5	3	24.88	167.3458
4	Martz KEIR	8	4	24.09	167.3108
5	Rodney SULLIVAN	24	5	23.04	116.8511
6	Chris FICE	25	6	23.83	113.8950
7	Adrian DILLON	26	7	23.58	113.8882
8	Anthony NATOLI	42	8	22.10	63.4470
9	Phil O'NEIL	45	9	20.93	63.4307
10	Con ZAKIS	61	10	22.94	50.4133
11					
12					
13					
14					

GMBC Members' Autumn Season Leaderboard

Men C Grade					
Place	Name	Total Rank	Overall GMBC Rank	Ave km/h	Championship Points
1	Oscar DURANTE	6	1	24.58	167.3335
2	Ewan SULLIVAN	7	2	24.16	167.3138
3	Gavin ERICKSON	9	3	23.42	167.2825
4	Eric VAN DAM	10	4	23.63	161.9045
5	Richard WILLIAMS	11	5	23.33	161.8920
6	Scott WILLIAMS	12	6	22.72	161.8682
7	Kelly WESTON	13	7	21.45	161.8167
8	Caleb FLEET	18	8	23.07	150.2878
9	Nick PILE	19	9	21.65	150.2376
10	David ALLEN	31	10	22.82	111.4599
11	Zac COUYANT	33	11	25.78	103.8860
12	Ben VAN DUJNE	36	12	24.45	98.4594
13	Jordan WRIGHT	41	13	22.14	63.4474
14	Benjamin STENGEL	44	14	20.97	63.4313
15	Alan RIEDEL	47	15	19.71	63.4138
16	John MILFULL	50	16	18.37	63.3951
17	John HEER	58	17	26.56	53.4427
18	Luis GOLDSTRAW	63	18	24.91	48.0322
19	Andrew NOYE	66	19	24.39	48.0251
20	Callum LEE	69	20	20.18	44.7418
21					
22					
23					

Geelong Mountain Bike Club Race Event Summary

Autumn Season Leaderboard after Autumn 2026 Round 3



Autumn Season Leaderboard

Men D Grade				
Place	Name	Overall Rank	Ave km/h	Points
1	Paul DURANTE	14	20.62	161.7836
2	George COUYANT	15	22.69	161.4654
3	Colin LINAHAN	16	19.93	156.1231
4	Paul FLETCHER	30	21.09	113.8217
5	Brian MALONEY	43	21.28	63.4355
6	Theo BEKEMA	48	19.29	63.4079
7	Dhruv BHATIA	49	19.22	63.4069
8	Oliver KENT	62	21.34	50.3921
9	Chris HIRD	72	19.66	42.5966
10	Matthew LEE	73	17.88	39.0917
11	Darren LEE	74	17.87	39.0916

Autumn Season Leaderboard

Women A Grade				
Place	Name	Overall Rank	Ave km/h	Points
1	Katriina DOWER	23	24.73	119.5768
2	Fiona MATHEWS	28	22.27	113.8531
3	Christy HARRIS	34	25.11	103.8635
4	Melissa MACKENZIE	46	20.59	63.4259
5	Alexandra HEER	59	26.36	53.4393

Autumn Season Leaderboard

Women B Grade				
Place	Name	Overall Rank	Ave km/h	Points
1	Sally BROWN	20	18.08	144.9008
2	Millicent SULLIVAN	37	12.82	76.0057
3	Kimberly DOUGLASS	51	17.62	57.5958
4	Kari LANKFORD	52	17.25	57.5916
5	Jacinta COLMAN	53	14.64	57.5627
6	Monika HEER-REICHLER	68	22.57	48.0010
7	Dimity GANNON	70	19.92	44.7392
8	Stella GOLDSTRAW	71	17.88	44.7188

Autumn Season Leaderboard

Men E Bike				
Place	Name	Overall Rank	Ave km/h	Points
1	David GOODALL	27	22.81	113.8673
2	Anthony SPEECHLEY	35	24.77	103.8546
3	Peter HENKEL	65	24.88	48.0317

GMBC Members' Autumn Season Leaderboard

Men D Grade					
Place	Name	Total Rank	Overall GMBC Rank	Ave km/h	Championship Points
1	Paul DURANTE	14	1	20.62	161.7836
2	George COUYANT	15	2	22.69	161.4654
3	Colin LINAHAN	16	3	19.93	156.1231
4	Paul FLETCHER	30	4	21.09	113.8217
5	Brian MALONEY	43	5	21.28	63.4355
6	Theo BEKEMA	48	6	19.29	63.4079
7	Dhruv BHATIA	49	7	19.22	63.4069
8	Oliver KENT	62	8	21.34	50.3921
9	Chris HIRD	72	9	19.66	42.5966
10	Matthew LEE	73	10	17.88	39.0917
11	Darren LEE	74	11	17.87	39.0916

GMBC Members' Autumn Season Leaderboard

Women A Grade					
Place	Name	Total Rank	Overall GMBC Rank	Ave km/h	Championship Points
1	Katriina DOWER	23	1	24.73	119.5768
2	Fiona MATHEWS	28	2	22.27	113.8531
3	Christy HARRIS	34	3	25.11	103.8635
4	Melissa MACKENZIE	46	4	20.59	63.4259
5	Alexandra HEER	59	5	26.36	53.4393

GMBC Members' Autumn Season Leaderboard

Women B Grade					
Place	Name	Total Rank	Overall GMBC Rank	Ave km/h	Championship Points
1	Sally BROWN	20	1	18.08	144.9008
2	Millicent SULLIVAN	37	2	12.82	76.0057
3	Kimberly DOUGLASS	51	3	17.62	57.5958
4	Kari LANKFORD	52	4	17.25	57.5916
5	Jacinta COLMAN	53	5	14.64	57.5627
6	Monika HEER-REICHLER	68	6	22.57	48.0010
7	Dimity GANNON	70	7	19.92	44.7392
8	Stella GOLDSTRAW	71	8	17.88	44.7188

GMBC Members' Autumn Season Leaderboard

Men E Bike					
Place	Name	Total Rank	Overall GMBC Rank	Ave km/h	Championship Points
1	David GOODALL	27	1	22.81	113.8673
2	Anthony SPEECHLEY	35	2	24.77	103.8546
3	Peter HENKEL	65	3	24.88	48.0317

Geelong Mountain Bike Club Race Event Summary



Championship Leaderboard after Aautumn 2026 Round 3

Championship Leaderboard after Aautumn 2026 Round 3				
Men A Grade				
Place	Name	Overall Rank	Ave km/h	Points
1	Ashley GOLDSTRAW	5	25.36	518.0182
2	Stuart KENT	13	25.87	453.4877
3	Cameron SHAKESPEARE	27	24.43	341.4443
4	Ryan HOLMBERG	31	26.21	332.2982
5	Tristano CRISTOFOLI	33	23.71	310.9784
6	Mark MATHEWS	34	25.17	309.1803
7	David GRAY	35	26.59	308.5088
8	Robert WOOD	46	24.42	263.4773
9	Stuart BROWN	48	24.22	238.3892
10	Jack LAMSHED	53	25.88	229.1073
11	Dominik DUDKIEWICZ	60	27.61	176.4821
12	Dave SPINK	61	25.89	176.4535
13	Robbie STOREY	64	24.47	166.6055
14	Nikolas DOUMAS	71	27.98	157.4275
15	Chris PEARCE	72	23.52	156.7688
16	Lachlan STEVENS	82	20.95	146.9178
17	Jeffrey HUNT	91	24.82	119.9074
18	Sam RAYSON	99	26.25	88.4749
19	Ian KELLY	100	23.58	86.4661
20	Dyon BALDING	103	26.55	69.3224
21	Dean MADDEN	106	24.13	61.9622
22	Riley FLAHERTY	117	26.03	50.4546
23	Yianni DOUMAS	121	27.31	47.8151
24	Scott GAVENS	125	22.56	45.8161
25	Russell NANKERVIS	130	22.42	44.6261
26	Matt PALMER	134	24.89	40.6548

Championship Leaderboard after Aautumn 2026 Round 3

Championship Leaderboard after Aautumn 2026 Round 3				
Men B Grade				
Place	Name	Overall Rank	Ave km/h	Points
1	Ben LORD	1	23.90	577.2076
2	Benjamin WILLIAMS	3	24.31	547.7926
3	Jason LUHM	12	24.62	458.7219
4	Chris FICE	20	23.56	388.0422
5	Phil O'NEIL	23	21.36	374.8653
6	Adrian DILLON	29	23.81	337.4782
7	Rodney SULLIVAN	30	23.57	334.0811
8	Martz KEIR	36	23.60	305.7325
9	Paul SHEEAN	37	24.20	295.0642
10	Adam RYAN	44	23.51	272.3960
11	Nick CARTER	45	23.29	271.6197
12	Lucas SPROSON	54	22.91	207.3774
13	Con ZAKIS	55	22.99	207.1761
14	Matt SEEHUSEN	58	21.70	189.6913
15	Scott FARRAR	62	23.65	173.1169
16	Lee FLOYD	65	23.29	166.5881
17	Trent GOATLEY	66	23.29	166.5881
18	Mat ELKAN	67	23.22	166.5870
19	Leigh BARRATT	68	23.10	166.5853
20	Jimmy STRANGIS	70	22.99	166.5836
21	Michael FARR	73	23.09	156.7633
22	James MORTON	81	22.15	146.9311
23	Anders STENHOUSE	88	23.21	139.5722
24	Justin VOLLERUP	90	25.97	127.3193
25	Anthony NATOLI	92	20.32	118.4074
26	Sam FURPHY	108	19.03	54.9667
27	Myles BAGLEY	109	27.02	53.4503
28	Martin BYRNE	110	27.01	53.4502
29	Dominic BURTON	120	27.48	47.8180
30	Max ANTHONY MC PEAKE	124	23.45	45.8308
31	Mark TERRILL	135	20.85	40.0206

GMBC Members' Championship Leaderboard after Aautumn 2026 Round 3					
Men A Grade					
Place	Name	Total Rank	Overall GMBC Rank	Ave km/h	Championship Points
1	Ashley GOLDSTRAW	5	1	25.36	518.0182
2	Stuart KENT	13	2	25.87	453.4877
3	Cameron SHAKESPEARE	27	3	24.43	341.4443
4	Ryan HOLMBERG	31	4	26.21	332.2982
5	Tristano CRISTOFOLI	33	5	23.71	310.9784
6	Mark MATHEWS	34	6	25.17	309.1803
7	David GRAY	35	7	26.59	308.5088
8	Robert WOOD	46	8	24.42	263.4773
9	Stuart BROWN	48	9	24.22	238.3892
10	Jack LAMSHED	53	10	25.88	229.1073
11	Dominik DUDKIEWICZ	60	11	27.61	176.4821
12	Dave SPINK	61	12	25.89	176.4535
13	Chris PEARCE	72	13	23.52	156.7688
14	Jeffrey HUNT	91	14	24.82	119.9074
15	Sam RAYSON	99	15	26.25	88.4749
16	Ian KELLY	100	16	23.58	86.4661
17	Dyon BALDING	103	17	26.55	69.3224
18	Riley FLAHERTY	117	18	26.03	50.4546
19	Scott GAVENS	125	19	22.56	45.8161
20	Matt PALMER	134	20	24.89	40.6548
21					
22					
23					
24					
25					
26					

GMBC Members' Championship Leaderboard after Aautumn 2026 Round 3

GMBC Members' Championship Leaderboard after Aautumn 2026 Round 3					
Men B Grade					
Place	Name	Total Rank	Overall GMBC Rank	Ave km/h	Championship Points
1	Ben LORD	1	1	23.90	577.2076
2	Benjamin WILLIAMS	3	2	24.31	547.7926
3	Jason LUHM	12	3	24.62	458.7219
4	Chris FICE	20	4	23.56	388.0422
5	Phil O'NEIL	23	5	21.36	374.8653
6	Adrian DILLON	29	6	23.81	337.4782
7	Rodney SULLIVAN	30	7	23.57	334.0811
8	Martz KEIR	36	8	23.60	305.7325
9	Adam RYAN	44	9	23.51	272.3960
10	Lucas SPROSON	54	10	22.91	207.3774
11	Con ZAKIS	55	11	22.99	207.1761
12	Matt SEEHUSEN	58	12	21.70	189.6913
13	Scott FARRAR	62	13	23.65	173.1169
14	Lee FLOYD	65	14	23.29	166.5881
15	Leigh BARRATT	68	15	23.10	166.5853
16	Michael FARR	73	16	23.09	156.7633
17	Anders STENHOUSE	88	17	23.21	139.5722
18	Justin VOLLERUP	90	18	25.97	127.3193
19	Anthony NATOLI	92	19	20.32	118.4074
20	Dominic BURTON	120	20	27.48	47.8180
21	Max ANTHONY MC PEAKE	124	21	23.45	45.8308
22	Mark TERRILL	135	22	20.85	40.0206
23					
24					
25					
26					
27					
28					
29					
30					
31					

Geelong Mountain Bike Club Race Event Summary



Championship Leaderboard after Aautumn 2026 Round 3

Championship Leaderboard after Aautumn 2026 Round 3				
Men C Grade				
Place	Name	Overall Rank	Ave km/h	Points
1	Eric VAN DAM	2	22.25	552.5461
2	Nick PILE	4	20.52	527.3879
3	Richard WILLIAMS	7	22.20	504.8277
4	Oscar DURANTE	8	22.62	475.0165
5	Ben VAN DUJINE	9	22.48	474.1460
6	Scott WILLIAMS	14	21.87	452.1268
7	Caleb FLEET	16	21.31	409.1018
8	David ALLEN	17	22.33	402.3208
9	Jordan WRIGHT	18	21.82	394.0275
10	Ewan SULLIVAN	24	23.69	374.6989
11	Kelly WESTON	25	20.78	360.2023
12	Luis GOLDSTRAW	38	23.76	293.5261
13	Alan RIEDEL	39	20.05	293.2395
14	Tom MALONEY	40	21.33	290.9529
15	Gavin ERICKSON	43	21.88	272.8488
16	Benjamin STENGEL	47	20.55	260.7265
17	Jarrold JAMES	49	21.08	237.3493
18	Ray HART	69	23.00	166.5838
19	Hamada FAYAD	74	23.05	156.7628
20	Warren HARDING	75	21.65	156.7446
21	Mick RITCHIE	76	21.01	156.7363
22	Vince TROTTER	79	22.75	153.3777
23	Zac COUYANT	80	25.38	151.6624
24	Connor PEARCE	89	23.75	137.1259
25	Allen POLLOCK	97	23.29	98.6322
26	Andrew NOYE	101	21.66	83.4719
27	Anthony VAUGHAN	102	19.58	80.5709
28	John MILFULL	105	18.37	63.3951
29	John HEER	111	26.56	53.4427
30	Max WHYTE	113	21.41	50.5977
31	Blair HOCKING	118	24.90	48.0320
32	Steven PAYNE	123	25.36	47.7827
33	Jason ROONEY	127	20.75	45.7859
34	Callum LEE	128	20.18	44.7418

Championship Leaderboard after Aautumn 2026 Round 3

Championship Leaderboard after Aautumn 2026 Round 3				
Men D Grade				
Place	Name	Overall Rank	Ave km/h	Points
1	Paul DURANTE	6	19.64	509.4250
2	Colin LINAHAN	11	18.74	466.0813
3	Paul FLETCHER	21	18.77	387.5549
4	George COUYANT	32	22.97	318.3204
5	Chris HIRD	42	17.48	282.7698
6	Wayne COSSELL	52	19.48	230.5517
7	Oliver KENT	59	21.17	183.9121
8	Theo BEKEMA	78	17.95	155.1046
9	Rory COSTELLOE	84	19.61	146.9029
10	Dan BUTLER	85	19.60	146.9028
11	John EVANS	86	18.14	146.8866
12	Stephen JOHNSON	93	18.35	117.4499
13	Brian MALONEY	95	20.78	114.0191
14	Dhruv BHATIA	104	19.22	63.4069
15	Adam HARGREAVES	116	18.22	50.5577
16	Reuben MCLOUGHLIN	122	26.05	47.7941
17	Joe THURROWGOOD	131	16.96	43.2814
18	Gary JEFFERY	133	19.86	42.8889
19	Matthew LEE	136	17.88	39.0917
20	Darren LEE	137	17.87	39.0916

GMBC Members' Championship Leaderboard after Aautumn 2026 Round 3					
Men C Grade					
Place	Name	Total Rank	Overall GMBC Rank	Ave km/h	Championship Points
1	Eric VAN DAM	2	1	22.25	552.5461
2	Nick PILE	4	2	20.52	527.3879
3	Richard WILLIAMS	7	3	22.20	504.8277
4	Oscar DURANTE	8	4	22.62	475.0165
5	Ben VAN DUJINE	9	5	22.48	474.1460
6	Scott WILLIAMS	14	6	21.87	452.1268
7	Caleb FLEET	16	7	21.31	409.1018
8	David ALLEN	17	8	22.33	402.3208
9	Jordan WRIGHT	18	9	21.82	394.0275
10	Ewan SULLIVAN	24	10	23.69	374.6989
11	Kelly WESTON	25	11	20.78	360.2023
12	Luis GOLDSTRAW	38	12	23.76	293.5261
13	Alan RIEDEL	39	13	20.05	293.2395
14	Gavin ERICKSON	43	14	21.88	272.8488
15	Benjamin STENGEL	47	15	20.55	260.7265
16	Jarrold JAMES	49	16	21.08	237.3493
17	Hamada FAYAD	74	17	23.05	156.7628
18	Mick RITCHIE	76	18	21.01	156.7363
19	Vince TROTTER	79	19	22.75	153.3777
20	Zac COUYANT	80	20	25.38	151.6624
21	Connor PEARCE	89	21	23.75	137.1259
22	Andrew NOYE	101	22	21.66	83.4719
23	John MILFULL	105	23	18.37	63.3951
24	John HEER	111	24	26.56	53.4427
25	Max WHYTE	113	25	21.41	50.5977
26	Jason ROONEY	127	26	20.75	45.7859
27	Callum LEE	128	27	20.18	44.7418
28					
29					
30					
31					
32					
33					
34					

GMBC Members' Championship Leaderboard after Aautumn 2026 Round 3

GMBC Members' Championship Leaderboard after Aautumn 2026 Round 3					
Men D Grade					
Place	Name	Total Rank	Overall GMBC Rank	Ave km/h	Championship Points
1	Paul DURANTE	6	1	19.64	509.4250
2	Colin LINAHAN	11	2	18.74	466.0813
3	Paul FLETCHER	21	3	18.77	387.5549
4	George COUYANT	32	4	22.97	318.3204
5	Chris HIRD	42	5	17.48	282.7698
6	Wayne COSSELL	52	6	19.48	230.5517
7	Oliver KENT	59	7	21.17	183.9121
8	Theo BEKEMA	78	8	17.95	155.1046
9	Rory COSTELLOE	84	9	19.61	146.9029
10	Stephen JOHNSON	93	10	18.35	117.4499
11	Brian MALONEY	95	11	20.78	114.0191
12	Dhruv BHATIA	104	12	19.22	63.4069
13	Adam HARGREAVES	116	13	18.22	50.5577
14	Reuben MCLOUGHLIN	122	14	26.05	47.7941
15	Joe THURROWGOOD	131	15	16.96	43.2814
16	Gary JEFFERY	133	16	19.86	42.8889
17	Matthew LEE	136	17	17.88	39.0917
18	Darren LEE	137	18	17.87	39.0916
19					
20					

Championship Leaderboard after Autumn 2026 Round 3

Championship Leaderboard after Autumn 2026 Round 3

Women A Grade				
Place	Name	Overall Rank	Ave km/h	Points
1	Christy HARRIS	15	23.97	449.4718
2	Katriina DOWER	26	24.36	353.0018
3	Melissa MACKENZIE	41	20.64	284.9683
4	Fiona MATHEWS	57	21.48	199.9101
5	Alexandra HEER	63	24.08	170.9084
6	Kate KELLETT	126	21.34	45.7957
7	Heidi HUNT	132	24.05	42.9447

Championship Leaderboard after Autumn 2026 Round 3

Women B Grade				
Place	Name	Overall Rank	Ave km/h	Points
1	Dimity GANNON	22	19.17	382.5536
2	Millicent SULLIVAN	50	13.97	236.7023
3	Monika HEER-REICHLER	56	21.60	204.7324
4	Kimberly DOUGLASS	77	17.50	156.1964
5	Anna HILL	83	19.85	146.9056
6	Sally BROWN	87	18.08	144.9008
7	Joanne DAVIDSON	94	17.73	117.4465
8	Megan LAWSON	96	16.60	107.6305
9	Kari LANKFORD	98	16.54	92.9995
10	Jacinta COLMAN	107	14.64	57.5627
11	Amy TROTTER	114	21.20	50.5950
12	Jill STEVENSON	115	18.97	50.5672
13	Sharrene JOY	119	13.40	48.0040
14	Stella GOLDSTRAW	129	17.88	44.7188
15	Miranda COOMBS	138	12.55	30.2845

Championship Leaderboard after Autumn 2026 Round 3

Men E Bike				
Place	Name	Overall Rank	Ave km/h	Points
1	David GOODALL	10	22.88	466.7601
2	Peter HENKEL	19	22.55	390.0503
3	Anthony SPEECHLEY	28	22.78	339.9847
4	Robert MILLER	51	23.57	231.0904
5	Michael HARTMAN	112	24.00	50.6300

GMBC Members' Championship Leaderboard after Autumn 2026 Round 3

Women A Grade					
Place	Name	Total Rank	Overall GMBC Rank	Ave km/h	Championship Points
1	Christy HARRIS	15	1	23.97	449.4718
2	Katriina DOWER	26	2	24.36	353.0018
3	Melissa MACKENZIE	41	3	20.64	284.9683
4	Fiona MATHEWS	57	4	21.48	199.9101
5	Alexandra HEER	63	5	24.08	170.9084
6	Kate KELLETT	126	6	21.34	45.7957
7	Heidi HUNT	132	7	24.05	42.9447

GMBC Members' Championship Leaderboard after Autumn 2026 Round 3

Women B Grade					
Place	Name	Total Rank	Overall GMBC Rank	Ave km/h	Championship Points
1	Dimity GANNON	22	1	19.17	382.5536
2	Millicent SULLIVAN	50	2	13.97	236.7023
3	Monika HEER-REICHLER	56	3	21.60	204.7324
4	Kimberly DOUGLASS	77	4	17.50	156.1964
5	Anna HILL	83	5	19.85	146.9056
6	Sally BROWN	87	6	18.08	144.9008
7	Joanne DAVIDSON	94	7	17.73	117.4465
8	Megan LAWSON	96	8	16.60	107.6305
9	Kari LANKFORD	98	9	16.54	92.9995
10	Jacinta COLMAN	107	10	14.64	57.5627
11	Amy TROTTER	114	11	21.20	50.5950
12	Jill STEVENSON	115	12	18.97	50.5672
13	Sharrene JOY	119	13	13.40	48.0040
14	Stella GOLDSTRAW	129	14	17.88	44.7188
15	Miranda COOMBS	138	15	12.55	30.2845

GMBC Members' Championship Leaderboard after Autumn 2026 Round 3

Men E Bike					
Place	Name	Total Rank	Overall GMBC Rank	Ave km/h	Championship Points
1	David GOODALL	10	1	22.88	466.7601
2	Peter HENKEL	19	2	22.55	390.0503
3	Anthony SPEECHLEY	28	3	22.78	339.9847
4	Robert MILLER	51	4	23.57	231.0904
5					