

# Geelong Mountain Bike Club Race Event Summary

Event name, location and date:

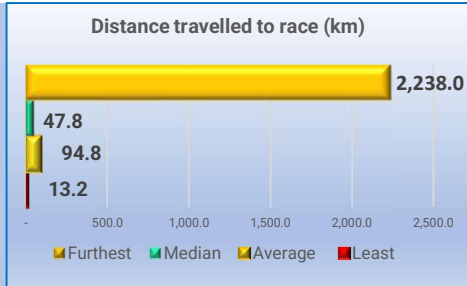
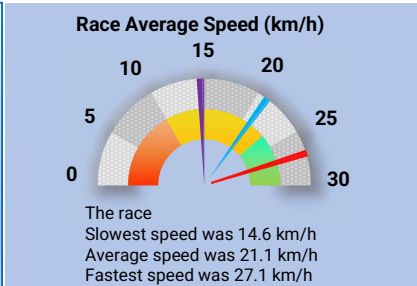
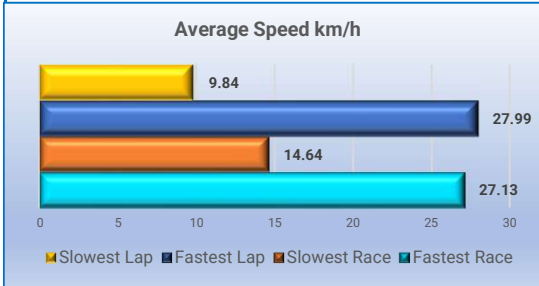
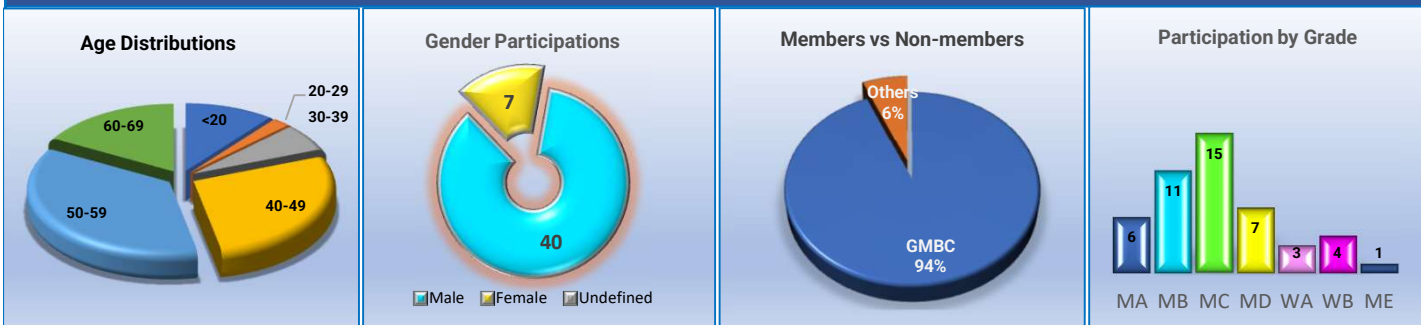
**Auntumn 2026 Round 1 at Kurrajong on 02 May 2026**



Lap distance:

**5.740 kilometers**

## Dashboard



## Race Average Speed Thresholds

<b>MA</b>	<b>Men A grade</b>	24.16 km/h to 27.13 km/h
<b>MB</b>	<b>Men B grade</b>	20.43 km/h to 23.13 km/h
<b>MC</b>	<b>Men C grade</b>	18.37 km/h to 22.18 km/h
<b>MD</b>	<b>Men D grade</b>	17.26 km/h to 21.54 km/h

<b>WA</b>	<b>Women A grade</b>	20.59 km/h to 22.56 km/h
<b>WB</b>	<b>Women B grade</b>	14.64 km/h to 17.62 km/h
<b>ME</b>	<b>Men E Bike</b>	20.87 km/h to 20.87 km/h
<b>WE</b>	<b>Women E Bike</b>	0.00 km/h to 0.00 km/h

## Podium finishers by categories

### All Riders

### Men A Grade

Place	Name	Laps	Ave km/h	Total Time
1	Ryan HOLMBERG	6	27.132	01:16:09.7
2	Dyon BALDING	6	26.546	01:17:50.5
3	Jack LAMSHED	6	26.437	01:18:09.7

### Geelong Mountain Bike Club Members

### Men A Grade

Place	Name	Laps	Ave km/h	Total Time	Championship Points
1	Ryan HOLMBERG	6	27.132	01:16:09.7	69.3322
2	Dyon BALDING	6	26.546	01:17:50.5	69.3224
3	Jack LAMSHED	6	26.437	01:18:09.7	69.3206

### Men B Grade

Place	Name	Laps	Ave km/h	Total Time
1	Nick CARTER	5	23.134	01:14:26.2
2	Jason LUHM	5	22.585	01:16:14.7
3	Ben LORD	5	22.209	01:17:32.2

### Men B Grade

Place	Name	Laps	Ave km/h	Total Time	Championship Points
1	Jason LUHM	5	22.585	01:16:14.7	63.4537
2	Ben LORD	5	22.209	01:17:32.2	63.4485
3	Benjamin WILLIAMS	5	22.180	01:17:38.3	63.4481

### Men C Grade

Place	Name	Laps	Ave km/h	Total Time
1	Oscar DURANTE	5	22.182	01:17:37.9
2	Jordan WRIGHT	5	22.135	01:17:47.6
3	Eric VAN DAM	5	21.559	01:19:52.5

### Men C Grade

Place	Name	Laps	Ave km/h	Total Time	Championship Points
1	Oscar DURANTE	5	22.182	01:17:37.9	63.4481
2	Jordan WRIGHT	5	22.135	01:17:47.6	63.4474
3	Eric VAN DAM	5	21.559	01:19:52.5	63.4394

### Men D Grade

Place	Name	Laps	Ave km/h	Total Time
1	Paul FLETCHER	5	21.540	01:19:56.7
2	Brian MALONEY	5	21.279	01:20:55.5
3	Paul DURANTE	5	20.064	01:25:49.5

### Men D Grade

Place	Name	Laps	Ave km/h	Total Time	Championship Points
1	Paul FLETCHER	5	21.540	01:19:56.7	63.4392
2	Brian MALONEY	5	21.279	01:20:55.5	63.4355
3	Paul DURANTE	5	20.064	01:25:49.5	63.4187

### Women A Grade

Place	Name	Laps	Ave km/h	Total Time
1	Katriina DOWER	5	22.562	01:16:19.4
2	Fiona MATHEWS	5	21.054	01:21:47.4
3	Melissa MACKENZIE	5	20.587	01:23:38.7

### Women A Grade

Place	Name	Laps	Ave km/h	Total Time	Championship Points
1	Katriina DOWER	5	22.562	01:16:19.4	63.4534
2	Fiona MATHEWS	5	21.054	01:21:47.4	63.4324
3	Melissa MACKENZIE	5	20.587	01:23:38.7	63.4259

# Geelong Mountain Bike Club Race Event Summary



Event name, location and date: **Auntumn 2026 Round 1 at Kurrajong on 02 May 2026**

Lap distance: **5.740 kilometers**

Women B Grade					Women B Grade					
Place	Name	Laps	Ave km/h	Total Time	Place	Name	Laps	Ave km/h	Total Time	Championship Points
1	Kimberly DOUGLASS	4	17.622	01:18:10.6	1	Kimberly DOUGLASS	4	17.622	01:18:10.6	57.5958
2	Kari LANKFORD	4	17.247	01:19:52.6	2	Kari LANKFORD	4	17.247	01:19:52.6	57.5916
3	Sally BROWN	4	16.562	01:23:10.8	3	Sally BROWN	4	16.562	01:23:10.8	57.5840

Men E Bike					Men E Bike					
Place	Name	Laps	Ave km/h	Total Time	Place	Name	Laps	Ave km/h	Total Time	Championship Points
1	David GOODALL	5	20.874	01:22:29.6	1	David GOODALL	5	20.874	01:22:29.6	63.4299

# Geelong Mountain Bike Club Race Event Summary

Series Number **2607**  
 Event name, location and date **Autumn 2026 Round 1 at Kurrajong on 02 May 2026**  
 Lap distance **5.740 kilometers**



## Event race details by categories

### Men A Grade

Place	Name	Overall Rank	LAP N°	Race Ave km/h	Total HH:MM:SS	LAP 1 MM:SS	LAP 2 MM:SS	LAP 3 MM:SS	LAP 4 MM:SS	LAP 5 MM:SS	LAP 6 MM:SS	Lap Ave MM:SS	Median MM:SS	Fastest Lap Lap N°	Fastest Lap Lap Time	Slowest Lap Lap N°	Slowest Lap Lap Time
1	Ryan HOLMBERG	1	6	27.132	01:16:10	13:50	12:20	12:20	12:48	12:29	12:22	12:42	12:26	3	12:20	1	13:50
2	Dyon BALDING	2	6	26.546	01:17:50	13:38	12:43	12:59	12:44	12:58	12:49	12:58	12:53	2	12:43	1	13:38
3	Jack LAMSHED	3	6	26.437	01:18:10	16:25	12:18	12:23	12:24	12:21	12:19	13:02	12:22	2	12:18	1	16:25
4	Stuart KENT	4	6	24.877	01:23:04	19:50	12:31	12:27	12:41	12:52	12:42	13:51	12:42	3	12:27	1	19:50
5	Cameron SHAKESPEARE	5	6	24.662	01:23:47	19:31	12:40	12:41	12:43	13:03	13:09	13:58	12:53	2	12:40	1	19:31
6	Ashley GOLDSTRAW	6	6	24.159	01:25:32	18:14	13:39	13:01	13:07	13:48	13:43	14:15	13:41	3	13:01	1	18:14

## Event race details by categories

### Men B Grade

Place	Name	Overall Rank	LAP N°	Race Ave km/h	Total HH:MM:SS	LAP 1 MM:SS	LAP 2 MM:SS	LAP 3 MM:SS	LAP 4 MM:SS	LAP 5 MM:SS	LAP 6 MM:SS	Lap Ave MM:SS	Median MM:SS	Fastest Lap Lap N°	Fastest Lap Lap Time	Slowest Lap Lap N°	Slowest Lap Lap Time
1	Nick CARTER	7	5	23.134	01:14:26	22:14	12:51	13:07	13:00	13:14	00:00	14:53	13:07	2	12:51	1	22:14
2	Jason LUHM	8	5	22.585	01:16:15	24:12	13:10	12:54	13:08	12:52	00:00	15:15	13:08	5	12:52	1	24:12
3	Ben LORD	10	5	22.209	01:17:32	24:15	13:10	13:22	13:26	13:19	00:00	15:30	13:22	2	13:10	1	24:15
4	Benjamin WILLIAMS	12	5	22.180	01:17:38	24:16	13:18	13:43	13:11	13:11	00:00	15:32	13:18	4	13:11	1	24:16
5	Anthony NATOLI	14	5	22.104	01:17:54	23:24	13:30	13:31	13:49	13:40	00:00	15:35	13:40	2	13:30	1	23:24
6	Chris FICE	15	5	21.750	01:19:10	25:42	13:19	13:29	13:28	13:13	00:00	15:50	13:28	5	13:13	1	25:42
7	Martz KEIR	19	5	21.378	01:20:33	22:51	14:02	14:19	14:44	14:36	00:00	16:07	14:36	2	14:02	1	22:51
8	Paul SHEEAN	21	5	21.273	01:20:57	28:40	12:57	13:10	12:58	13:12	00:00	16:11	13:10	2	12:57	1	28:40
9	Adrian DILLON	22	5	21.267	01:20:58	28:39	12:58	13:10	12:58	13:13	00:00	16:12	13:10	4	12:58	1	28:39
10	Phil O'NEIL	25	5	20.930	01:22:16	28:39	12:58	13:10	13:41	13:47	00:00	16:27	13:41	2	12:58	1	28:39
11	Rodney SULLIVAN	32	5	20.430	01:24:17	28:40	13:06	13:59	14:09	14:23	00:00	16:51	14:09	2	13:06	1	28:40

# Geelong Mountain Bike Club Race Event Summary

Series Number **2607**  
 Event name, location and date **Autumn 2026 Round 1 at Kurrajong on 02 May 2026**  
 Lap distance **5.740 kilometers**



## Event race details by categories

### Men C Grade

Place	Name	Overall Rank	LAP N°	Race Ave km/h	Total HH:MM:SS	LAP 1 MM:SS	LAP 2 MM:SS	LAP 3 MM:SS	LAP 4 MM:SS	LAP 5 MM:SS	LAP 6 MM:SS	Lap Ave MM:SS	Median MM:SS	Fastest Lap Lap N°	Fastest Lap Lap Time	Slowest Lap Lap N°	Slowest Lap Lap Time
1	Oscar DURANTE	11	5	22.182	01:17:38	24:11	13:22	13:44	13:11	13:10	00:00	15:32	13:22	5	13:10	1	24:11
2	Jordan WRIGHT	13	5	22.135	01:17:48	21:08	14:02	14:09	13:57	14:31	00:00	15:34	14:09	4	13:57	1	21:08
3	Eric VAN DAM	16	5	21.559	01:19:52	23:13	13:46	14:05	14:28	14:21	00:00	15:58	14:21	2	13:46	1	23:13
4	Scott WILLIAMS	18	5	21.451	01:20:16	20:09	15:03	15:14	14:56	14:55	00:00	16:03	15:03	5	14:55	1	20:09
5	Benjamin STENGEL	24	5	20.970	01:22:07	25:20	13:59	14:06	14:23	14:19	00:00	16:25	14:19	2	13:59	1	25:20
6	Tom MALONEY	27	5	20.794	01:22:49	24:11	14:39	14:39	14:46	14:35	00:00	16:34	14:39	5	14:35	1	24:11
7	David ALLEN	28	5	20.700	01:23:11	24:26	14:45	14:50	14:41	14:30	00:00	16:38	14:45	5	14:30	1	24:26
8	Ewan SULLIVAN	29	5	20.699	01:23:11	24:34	13:56	14:50	14:55	14:58	00:00	16:38	14:55	2	13:56	1	24:34
9	Richard WILLIAMS	30	5	20.612	01:23:33	26:28	14:12	14:21	14:44	13:48	00:00	16:43	14:21	5	13:48	1	26:28
10	Kelly WESTON	34	5	19.851	01:26:45	22:16	15:49	15:54	16:21	16:26	00:00	17:21	16:21	2	15:49	1	22:16
11	Gavin ERICKSON	35	5	19.730	01:27:17	29:27	14:25	14:35	14:33	14:17	00:00	17:27	14:33	5	14:17	1	29:27
12	Alan RIEDEL	36	5	19.712	01:27:21	20:13	15:42	16:13	16:36	18:37	00:00	17:28	16:36	2	15:42	1	20:13
13	John MILFULL	40	5	18.369	01:33:45	29:37	15:20	15:40	16:02	17:05	00:00	18:45	16:02	2	15:20	1	29:37
14	Caleb FLEET	46	3	20.485	00:50:26	23:09	13:45	13:32	00:00	00:00	00:00	16:49	13:45	3	13:32	1	23:09
15	Nick PILE	47	3	19.161	00:53:55	22:51	14:55	16:09	00:00	00:00	00:00	17:58	16:09	2	14:55	1	22:51

## Event race details by categories

### Men D Grade

Place	Name	Overall Rank	LAP N°	Race Ave km/h	Total HH:MM:SS	LAP 1 MM:SS	LAP 2 MM:SS	LAP 3 MM:SS	LAP 4 MM:SS	LAP 5 MM:SS	LAP 6 MM:SS	Lap Ave MM:SS	Median MM:SS	Fastest Lap Lap N°	Fastest Lap Lap Time	Slowest Lap Lap N°	Slowest Lap Lap Time
1	Paul FLETCHER	17	5	21.540	01:19:57	16:22	15:36	15:55	16:05	15:59	00:00	15:59	15:59	2	15:36	1	16:22
2	Brian MALONEY	20	5	21.279	01:20:55	17:44	15:40	15:48	15:54	15:50	00:00	16:11	15:50	2	15:40	1	17:44
3	Paul DURANTE	33	5	20.064	01:25:49	16:35	16:58	17:05	17:35	17:37	00:00	17:10	17:05	1	16:35	5	17:37
4	Colin LINAHAN	37	5	19.462	01:28:29	17:15	17:16	17:57	18:12	17:49	00:00	17:42	17:49	1	17:15	4	18:12
5	Theo BEKEMA	38	5	19.290	01:29:16	18:49	16:58	17:16	17:59	18:14	00:00	17:51	17:59	2	16:58	1	18:49
6	Dhruv BHATIA	39	5	19.217	01:29:36	17:22	17:21	17:49	18:16	18:49	00:00	17:55	17:49	2	17:21	5	18:49
7	George COUYANT	42	4	17.263	01:19:48	29:53	16:22	16:28	17:05	00:00	00:00	19:57	16:47	2	16:22	1	29:53

## Event race details by categories

### Women A Grade

Place	Name	Overall Rank	LAP N°	Race Ave km/h	Total HH:MM:SS	LAP 1 MM:SS	LAP 2 MM:SS	LAP 3 MM:SS	LAP 4 MM:SS	LAP 5 MM:SS	LAP 6 MM:SS	Lap Ave MM:SS	Median MM:SS	Fastest Lap Lap N°	Fastest Lap Lap Time	Slowest Lap Lap N°	Slowest Lap Lap Time
1	Katriina DOWER	9	5	22.562	01:16:19	25:58	12:36	12:46	12:29	12:31	00:00	15:16	12:36	4	12:29	1	25:58
2	Fiona MATHEWS	23	5	21.054	01:21:47	22:27	14:27	14:46	15:02	15:06	00:00	16:21	15:02	2	14:27	1	22:27
3	Melissa MACKENZIE	31	5	20.587	01:23:39	26:32	14:23	14:21	14:20	14:02	00:00	16:44	14:21	5	14:02	1	26:32

# Geelong Mountain Bike Club Race Event Summary

Series Number	2607
Event name, location and date	Auntumn 2026 Round 1 at Kurrajong on 02 May 2026
Lap distance	5.740 kilometers



## Event race details by categories

### Women B Grade

Place	Name	Overall Rank	LAP N°	Race Ave km/h	Total HH:MM:SS	LAP 1 MM:SS	LAP 2 MM:SS	LAP 3 MM:SS	LAP 4 MM:SS	LAP 5 MM:SS	LAP 6 MM:SS	Lap Ave MM:SS	Median MM:SS	Fastest Lap Lap N°	Fastest Lap Lap Time	Slowest Lap Lap N°	Slowest Lap Lap Time
1	Kimberly DOUGLASS	41	4	17.622	01:18:11	31:31	15:44	15:09	15:47	00:00	00:00	19:33	15:45	3	15:09	1	31:31
2	Kari LANKFORD	43	4	17.247	01:19:53	31:21	15:54	16:28	16:09	00:00	00:00	19:58	16:19	2	15:54	1	31:21
3	Sally BROWN	44	4	16.562	01:23:11	31:37	17:00	17:15	17:18	00:00	00:00	20:48	17:17	2	17:00	1	31:37
4	Jacinta COLMAN	45	4	14.639	01:34:06	35:01	19:15	19:59	19:51	00:00	00:00	23:32	19:55	2	19:15	1	35:01

## Event race details by categories

### Men E Bike

Place	Name	Overall Rank	LAP N°	Race Ave km/h	Total HH:MM:SS	LAP 1 MM:SS	LAP 2 MM:SS	LAP 3 MM:SS	LAP 4 MM:SS	LAP 5 MM:SS	LAP 6 MM:SS	Lap Ave MM:SS	Median MM:SS	Fastest Lap Lap N°	Fastest Lap Lap Time	Slowest Lap Lap N°	Slowest Lap Lap Time
1	David GOODALL	26	5	20.874	01:22:30	27:08	13:47	13:42	13:59	13:54	00:00	16:30	13:54	3	13:42	1	27:08

# Geelong Mountain Bike Club Race Event Summary

## Autumn Season Leaderboard after Autumn 2026 Round 1



### Autumn Season Leaderboard

Men A Grade				
Place	Name	Overall Rank	Ave km/h	Points
1	Ryan HOLMBERG	1	27.13	69.3322
2	Dyon BALDING	2	26.55	69.3224
3	Jack LAMSHED	3	26.44	69.3206
4	Stuart KENT	4	24.88	69.2946
5	Cameron SHAKESPEARE	5	24.66	69.2910
6	Ashley GOLDSTRAW	6	24.16	69.2827

### Autumn Season Leaderboard

Men B Grade				
Place	Name	Overall Rank	Ave km/h	Points
1	Nick CARTER	7	23.13	63.4613
2	Jason LUHM	8	22.58	63.4537
3	Ben LORD	10	22.21	63.4485
4	Benjamin WILLIAMS	12	22.18	63.4481
5	Anthony NATOLI	14	22.10	63.4470
6	Chris FICE	15	21.75	63.4421
7	Martz KEIR	19	21.38	63.4369
8	Paul SHEEAN	21	21.27	63.4355
9	Adrian DILLON	22	21.27	63.4354
10	Phil O'NEIL	25	20.93	63.4307
11	Rodney SULLIVAN	32	20.43	63.4238

### Autumn Season Leaderboard

Men C Grade				
Place	Name	Overall Rank	Ave km/h	Points
1	Oscar DURANTE	11	22.18	63.4481
2	Jordan WRIGHT	13	22.14	63.4474
3	Eric VAN DAM	16	21.56	63.4394
4	Scott WILLIAMS	18	21.45	63.4379
5	Benjamin STENGEL	24	20.97	63.4313
6	Tom MALONEY	27	20.79	63.4288
7	David ALLEN	28	20.70	63.4275
8	Ewan SULLIVAN	29	20.70	63.4275
9	Richard WILLIAMS	30	20.61	63.4263
10	Kelly WESTON	34	19.85	63.4157
11	Gavin ERICKSON	35	19.73	63.4140
12	Alan RIEDEL	36	19.71	63.4138
13	John MILFULL	40	18.37	63.3951
14	Caleb FLEET	46	20.48	51.8307
15	Nick PILE	47	19.16	51.8197

### Autumn Season Leaderboard

Men D Grade				
Place	Name	Overall Rank	Ave km/h	Points
1	Paul FLETCHER	17	21.54	63.4392
2	Brian MALONEY	20	21.28	63.4355
3	Paul DURANTE	33	20.06	63.4187
4	Colin LINAHAN	37	19.46	63.4103
5	Theo BEKEMA	38	19.29	63.4079
6	Dhruv BHATIA	39	19.22	63.4069
7	George COUYANT	42	17.26	57.5918

### Autumn Season Leaderboard

Women A Grade				
Place	Name	Overall Rank	Ave km/h	Points
1	Katriina DOWER	9	22.56	63.4534
2	Fiona MATHEWS	23	21.05	63.4324
3	Melissa MACKENZIE	31	20.59	63.4259

### GMBC Members' Autumn Season Leaderboard

Men A Grade					
Place	Name	Total Rank	Overall GMBC Rank	Ave km/h	Championship Points
1	Ryan HOLMBERG	1	1	27.13	69.3322
2	Dyon BALDING	2	2	26.55	69.3224
3	Jack LAMSHED	3	3	26.44	69.3206
4	Stuart KENT	4	4	24.88	69.2946
5	Cameron SHAKESPEARE	5	5	24.66	69.2910
6	Ashley GOLDSTRAW	6	6	24.16	69.2827

### GMBC Members' Autumn Season Leaderboard

Men B Grade					
Place	Name	Total Rank	Overall GMBC Rank	Ave km/h	Championship Points
1	Jason LUHM	8	1	22.58	63.4537
2	Ben LORD	10	2	22.21	63.4485
3	Benjamin WILLIAMS	12	3	22.18	63.4481
4	Anthony NATOLI	14	4	22.10	63.4470
5	Chris FICE	15	5	21.75	63.4421
6	Martz KEIR	19	6	21.38	63.4369
7	Adrian DILLON	22	7	21.27	63.4354
8	Phil O'NEIL	25	8	20.93	63.4307
9	Rodney SULLIVAN	32	9	20.43	63.4238
10					
11					

### GMBC Members' Autumn Season Leaderboard

Men C Grade					
Place	Name	Total Rank	Overall GMBC Rank	Ave km/h	Championship Points
1	Oscar DURANTE	11	1	22.18	63.4481
2	Jordan WRIGHT	13	2	22.14	63.4474
3	Eric VAN DAM	16	3	21.56	63.4394
4	Scott WILLIAMS	18	4	21.45	63.4379
5	Benjamin STENGEL	24	5	20.97	63.4313
6	David ALLEN	28	6	20.70	63.4275
7	Ewan SULLIVAN	29	7	20.70	63.4275
8	Richard WILLIAMS	30	8	20.61	63.4263
9	Kelly WESTON	34	9	19.85	63.4157
10	Gavin ERICKSON	35	10	19.73	63.4140
11	Alan RIEDEL	36	11	19.71	63.4138
12	John MILFULL	40	12	18.37	63.3951
13	Caleb FLEET	46	13	20.48	51.8307
14	Nick PILE	47	14	19.16	51.8197
15					

### GMBC Members' Autumn Season Leaderboard

Men D Grade					
Place	Name	Total Rank	Overall GMBC Rank	Ave km/h	Championship Points
1	Paul FLETCHER	17	1	21.54	63.4392
2	Brian MALONEY	20	2	21.28	63.4355
3	Paul DURANTE	33	3	20.06	63.4187
4	Colin LINAHAN	37	4	19.46	63.4103
5	Theo BEKEMA	38	5	19.29	63.4079
6	Dhruv BHATIA	39	6	19.22	63.4069
7	George COUYANT	42	7	17.26	57.5918

### GMBC Members' Autumn Season Leaderboard

Women A Grade					
Place	Name	Total Rank	Overall GMBC Rank	Ave km/h	Championship Points
1	Katriina DOWER	9	1	22.56	63.4534
2	Fiona MATHEWS	23	2	21.05	63.4324
3	Melissa MACKENZIE	31	3	20.59	63.4259

# Geelong Mountain Bike Club Race Event Summary

## Autumn Season Leaderboard after Autumn 2026 Round 1



### Autumn Season Leaderboard

#### Women B Grade

Place	Name	Overall Rank	Ave km/h	Points
1	Kimberly DOUGLASS	41	17.62	57.5958
2	Kari LANKFORD	43	17.25	57.5916
3	Sally BROWN	44	16.56	57.5840
4	Jacinta COLMAN	45	14.64	57.5627

### Autumn Season Leaderboard

#### Men E Bike

Place	Name	Overall Rank	Ave km/h	Points
1	David GOODALL	26	20.87	63.4299

### GMBC Members' Autumn Season Leaderboard

#### Women B Grade

Place	Name	Total Rank	Overall GMBC Rank	Ave km/h	Championship Points
1	Kimberly DOUGLASS	41	1	17.62	57.5958
2	Kari LANKFORD	43	2	17.25	57.5916
3	Sally BROWN	44	3	16.56	57.5840
4	Jacinta COLMAN	45	4	14.64	57.5627

### GMBC Members' Autumn Season Leaderboard

#### Men E Bike

Place	Name	Total Rank	Overall GMBC Rank	Ave km/h	Championship Points
1	David GOODALL	26	1	20.87	63.4299

# Geelong Mountain Bike Club Race Event Summary



## Championship Leaderboard after Aautumn 2026 Round 1

Championship Leaderboard after Aautumn 2026 Round 1				
Men A Grade				
Place	Name	Overall Rank	Ave km/h	Points
1	Ashley GOLDSTRAW	7	24.22	408.4239
2	Stuart KENT	9	25.43	397.3686
3	Ryan HOLMBERG	23	26.21	332.2982
4	Tristano CRISTOFOLI	24	23.71	310.9784
5	Cameron SHAKESPEARE	28	23.73	287.9867
6	Robert WOOD	34	24.42	263.4773
7	David GRAY	37	24.73	255.0345
8	Mark MATHEWS	38	23.70	253.0615
9	Stuart BROWN	42	24.22	238.3892
10	Jack LAMSHED	47	25.88	229.1073
11	Dominik DUDKIEWICZ	53	27.61	176.4821
12	Dave SPINK	54	25.89	176.4535
13	Robbie STOREY	58	24.47	166.6055
14	Chris PEARCE	66	23.52	156.7688
15	Lachlan STEVENS	78	20.95	146.9178
16	Jeffrey HUNT	87	24.82	119.9074
17	Sam RAYSON	95	26.25	88.4749
18	Ian KELLY	96	23.58	86.4661
19	Dyon BALDING	98	26.55	69.3224
20	Dean MADDEN	101	24.13	61.9622
21	Nikolas DOUMAS	112	28.39	47.8331
22	Yianni DOUMAS	114	27.31	47.8151
23	Scott GAVENS	119	22.56	45.8161
24	Russell NANKERVIS	122	22.42	44.6261
25	Matt PALMER	126	24.89	40.6548

## Championship Leaderboard after Aautumn 2026 Round 1

Championship Leaderboard after Aautumn 2026 Round 1				
Men B Grade				
Place	Name	Overall Rank	Ave km/h	Points
1	Ben LORD	1	22.56	473.3102
2	Benjamin WILLIAMS	3	22.75	443.8762
3	Phil O'NEIL	12	21.36	374.8653
4	Jason LUHM	15	23.30	354.8143
5	Chris FICE	21	22.52	337.5893
6	Adrian DILLON	29	22.65	287.0254
7	Rodney SULLIVAN	31	22.27	280.6537
8	Adam RYAN	32	23.51	272.3960
9	Lucas SPROSON	49	22.91	207.3774
10	Paul SHEEAN	50	22.76	202.4763
11	Martz KEIR	51	22.25	201.8587
12	Matt SEEHUSEN	52	21.70	189.6913
13	Scott FARRAR	55	23.65	173.1169
14	Nick CARTER	57	22.04	167.7025
15	Lee FLOYD	59	23.29	166.5881
16	Trent GOATLEY	60	23.29	166.5881
17	Mat ELKAN	61	23.22	166.5870
18	Leigh BARRATT	62	23.10	166.5853
19	Jimmy STRANGIS	64	22.99	166.5836
20	Michael FARR	67	23.09	156.7633
21	James MORTON	77	22.15	146.9311
22	Anders STENHOUSE	83	23.21	139.5722
23	Justin VOLLERUP	86	25.97	127.3193
24	Anthony NATOLI	88	20.32	118.4074
25	Sam FURPHY	104	19.03	54.9667
26	Dominic BURTON	113	27.48	47.8180
27	Max ANTHONY MC PEAKE	118	23.45	45.8308
28	Mark TERRILL	127	20.85	40.0206

GMBC Members' Championship Leaderboard after Aautumn 2026 Round 1					
Men A Grade					
Place	Name	Total Rank	Overall GMBC Rank	Ave km/h	Championship Points
1	Ashley GOLDSTRAW	7	1	24.22	408.4239
2	Stuart KENT	9	2	25.43	397.3686
3	Ryan HOLMBERG	23	3	26.21	332.2982
4	Tristano CRISTOFOLI	24	4	23.71	310.9784
5	Cameron SHAKESPEARE	28	5	23.73	287.9867
6	Robert WOOD	34	6	24.42	263.4773
7	David GRAY	37	7	24.73	255.0345
8	Mark MATHEWS	38	8	23.70	253.0615
9	Stuart BROWN	42	9	24.22	238.3892
10	Jack LAMSHED	47	10	25.88	229.1073
11	Dominik DUDKIEWICZ	53	11	27.61	176.4821
12	Dave SPINK	54	12	25.89	176.4535
13	Chris PEARCE	66	13	23.52	156.7688
14	Jeffrey HUNT	87	14	24.82	119.9074
15	Sam RAYSON	95	15	26.25	88.4749
16	Ian KELLY	96	16	23.58	86.4661
17	Dyon BALDING	98	17	26.55	69.3224
18	Scott GAVENS	119	18	22.56	45.8161
19	Matt PALMER	126	19	24.89	40.6548
20					
21					
22					
23					
24					
25					

## GMBC Members' Championship Leaderboard after Aautumn 2026 Round 1

GMBC Members' Championship Leaderboard after Aautumn 2026 Round 1					
Men B Grade					
Place	Name	Total Rank	Overall GMBC Rank	Ave km/h	Championship Points
1	Ben LORD	1	1	22.56	473.3102
2	Benjamin WILLIAMS	3	2	22.75	443.8762
3	Phil O'NEIL	12	3	21.36	374.8653
4	Jason LUHM	15	4	23.30	354.8143
5	Chris FICE	21	5	22.52	337.5893
6	Adrian DILLON	29	6	22.65	287.0254
7	Rodney SULLIVAN	31	7	22.27	280.6537
8	Adam RYAN	32	8	23.51	272.3960
9	Lucas SPROSON	49	9	22.91	207.3774
10	Martz KEIR	51	10	22.25	201.8587
11	Matt SEEHUSEN	52	11	21.70	189.6913
12	Scott FARRAR	55	12	23.65	173.1169
13	Lee FLOYD	59	13	23.29	166.5881
14	Leigh BARRATT	62	14	23.10	166.5853
15	Michael FARR	67	15	23.09	156.7633
16	Anders STENHOUSE	83	16	23.21	139.5722
17	Justin VOLLERUP	86	17	25.97	127.3193
18	Anthony NATOLI	88	18	20.32	118.4074
19	Dominic BURTON	113	19	27.48	47.8180
20	Max ANTHONY MC PEAKE	118	20	23.45	45.8308
21	Mark TERRILL	127	21	20.85	40.0206
22					
23					
24					
25					
26					
27					
28					

# Geelong Mountain Bike Club Race Event Summary



## Championship Leaderboard after Aautumn 2026 Round 1

Championship Leaderboard after Aautumn 2026 Round 1				
Men C Grade				
Place	Name	Overall Rank	Ave km/h	Points
1	Eric VAN DAM	2	21.22	454.0810
2	Nick PILE	4	19.28	428.9700
3	Richard WILLIAMS	8	20.85	406.3619
4	Jordan WRIGHT	10	21.82	394.0275
5	Ben VAN DUJNE	11	20.52	375.6865
6	Oscar DURANTE	14	21.42	371.1310
7	David ALLEN	16	21.27	354.2885
8	Scott WILLIAMS	17	21.24	353.6965
9	Caleb FLEET	25	20.02	310.6448
10	Alan RIEDEL	27	20.05	293.2395
11	Ewan SULLIVAN	33	21.96	270.8126
12	Kelly WESTON	35	19.98	261.8013
13	Benjamin STENGEL	36	20.55	260.7265
14	Luis GOLDSTRAW	39	22.61	245.4940
15	Tom MALONEY	40	20.60	240.5294
16	Jarrod JAMES	43	21.08	237.3493
17	Gavin ERICKSON	56	20.04	168.9803
18	Ray HART	63	23.00	166.5838
19	Con ZAKIS	68	23.05	156.7628
20	Hamada FAYAD	69	23.05	156.7628
21	Warren HARDING	70	21.65	156.7446
22	Mick RITCHIE	71	21.01	156.7363
23	Vince TROTTER	75	22.75	153.3777
24	Connor PEARCE	84	23.75	137.1259
25	Anthony VAUGHAN	97	19.58	80.5709
26	John MILFULL	100	18.37	63.3951
27	Allen POLLOCK	106	22.51	50.6114
28	Max WHYTE	107	21.41	50.5977
29	Steven PAYNE	116	25.36	47.7827
30	Zac COUYANT	117	24.98	47.7764
31	Jason ROONEY	121	20.75	45.7859
32	Andrew NOYE	128	18.94	35.4468

## Championship Leaderboard after Aautumn 2026 Round 1

Championship Leaderboard after Aautumn 2026 Round 1				
Men D Grade				
Place	Name	Overall Rank	Ave km/h	Points
1	Paul DURANTE	6	19.36	411.0600
2	Colin LINAHAN	13	18.51	373.3685
3	Paul FLETCHER	22	19.00	337.1723
4	Chris HIRD	41	15.30	240.1732
5	Wayne COSSELL	46	19.48	230.5517
6	George COUYANT	48	20.25	214.4468
7	Theo BEKEMA	74	17.95	155.1046
8	Rory COSTELLOE	80	19.61	146.9029
9	Dan BUTLER	81	19.60	146.9028
10	John EVANS	82	18.14	146.8866
11	Oliver KENT	85	20.99	133.5200
12	Stephen JOHNSON	90	18.35	117.4499
13	Brian MALONEY	92	20.78	114.0191
14	Dhruv BHATIA	99	19.22	63.4069
15	Adam HARGREAVES	110	18.22	50.5577
16	Reuben MCLOUGHLIN	115	26.05	47.7941
17	Joe THURROWGOOD	123	16.96	43.2814
18	Gary JEFFERY	125	19.86	42.8889

GMBC Members' Championship Leaderboard after Aautumn 2026 Round 1					
Men C Grade					
Place	Name	Total Rank	Overall GMBC Rank	Ave km/h	Championship Points
1	Eric VAN DAM	2	1	21.22	454.0810
2	Nick PILE	4	2	19.28	428.9700
3	Richard WILLIAMS	8	3	20.85	406.3619
4	Jordan WRIGHT	10	4	21.82	394.0275
5	Ben VAN DUJNE	11	5	20.52	375.6865
6	Oscar DURANTE	14	6	21.42	371.1310
7	David ALLEN	16	7	21.27	354.2885
8	Scott WILLIAMS	17	8	21.24	353.6965
9	Caleb FLEET	25	9	20.02	310.6448
10	Alan RIEDEL	27	10	20.05	293.2395
11	Ewan SULLIVAN	33	11	21.96	270.8126
12	Kelly WESTON	35	12	19.98	261.8013
13	Benjamin STENGEL	36	13	20.55	260.7265
14	Luis GOLDSTRAW	39	14	22.61	245.4940
15	Jarrod JAMES	43	15	21.08	237.3493
16	Gavin ERICKSON	56	16	20.04	168.9803
17	Con ZAKIS	68	17	23.05	156.7628
18	Hamada FAYAD	69	18	23.05	156.7628
19	Mick RITCHIE	71	19	21.01	156.7363
20	Vince TROTTER	75	20	22.75	153.3777
21	Connor PEARCE	84	21	23.75	137.1259
22	John MILFULL	100	22	18.37	63.3951
23	Max WHYTE	107	23	21.41	50.5977
24	Jason ROONEY	121	24	20.75	45.7859
25	Andrew NOYE	128	25	18.94	35.4468
26					
27					
28					
29					
30					
31					
32					

## GMBC Members' Championship Leaderboard after Aautumn 2026 Round 1

GMBC Members' Championship Leaderboard after Aautumn 2026 Round 1					
Men D Grade					
Place	Name	Total Rank	Overall GMBC Rank	Ave km/h	Championship Points
1	Paul DURANTE	6	1	19.36	411.0600
2	Colin LINAHAN	13	2	18.51	373.3685
3	Paul FLETCHER	22	3	19.00	337.1723
4	Chris HIRD	41	4	15.30	240.1732
5	Wayne COSSELL	46	5	19.48	230.5517
6	George COUYANT	48	6	20.25	214.4468
7	Theo BEKEMA	74	7	17.95	155.1046
8	Rory COSTELLOE	80	8	19.61	146.9029
9	Oliver KENT	85	9	20.99	133.5200
10	Stephen JOHNSON	90	10	18.35	117.4499
11	Brian MALONEY	92	11	20.78	114.0191
12	Dhruv BHATIA	99	12	19.22	63.4069
13	Adam HARGREAVES	110	13	18.22	50.5577
14	Reuben MCLOUGHLIN	115	14	26.05	47.7941
15	Joe THURROWGOOD	123	15	16.96	43.2814
16	Gary JEFFERY	125	16	19.86	42.8889
17					
18					

# Geelong Mountain Bike Club Race Event Summary



## Championship Leaderboard after Autumn 2026 Round 1

### Championship Leaderboard after Autumn 2026 Round 1

Women A Grade				
Place	Name	Overall Rank	Ave km/h	Points
1	Christy HARRIS	18	22.82	345.6083
2	Katriina DOWER	26	23.28	296.8783
3	Melissa MACKENZIE	30	20.64	284.9683
4	Fiona MATHEWS	76	20.87	149.4895
5	Kate KELLETT	120	21.34	45.7957
6	Heidi HUNT	124	24.05	42.9447

### Championship Leaderboard after Autumn 2026 Round 1

Women B Grade				
Place	Name	Overall Rank	Ave km/h	Points
1	Dimity GANNON	20	18.42	337.8144
2	Millicent SULLIVAN	65	15.12	160.6966
3	Monika HEER-REICHLER	72	20.63	156.7315
4	Kimberly DOUGLASS	73	17.50	156.1964
5	Anna HILL	79	19.85	146.9056
6	Alexandra HEER	89	21.80	117.4691
7	Joanne DAVIDSON	91	17.73	117.4465
8	Megan LAWSON	93	16.60	107.6305
9	Kari LANKFORD	94	16.54	92.9995
10	Sally BROWN	102	16.56	57.5840
11	Jacinta COLMAN	103	14.64	57.5627
12	Amy TROTTER	108	21.20	50.5950
13	Jill STEVENSON	109	18.97	50.5672
14	Sharrene JOY	111	13.40	48.0040
15	Miranda COOMBS	129	12.55	30.2845

### Championship Leaderboard after Autumn 2026 Round 1

Men E Bike				
Place	Name	Overall Rank	Ave km/h	Points
1	David GOODALL	5	21.91	416.3227
2	Peter HENKEL	19	20.22	342.0185
3	Anthony SPEECHLEY	44	20.80	236.1302
4	Robert MILLER	45	23.57	231.0904
5	Michael HARTMAN	105	24.00	50.6300

### GMBC Members' Championship Leaderboard after Autumn 2026 Round 1

Women A Grade					
Place	Name	Total Rank	Overall GMBC Rank	Ave km/h	Championship Points
1	Christy HARRIS	18	1	22.82	345.6083
2	Katriina DOWER	26	2	23.28	296.8783
3	Melissa MACKENZIE	30	3	20.64	284.9683
4	Fiona MATHEWS	76	4	20.87	149.4895
5	Kate KELLETT	120	5	21.34	45.7957
6	Heidi HUNT	124	6	24.05	42.9447

### GMBC Members' Championship Leaderboard after Autumn 2026 Round 1

Women B Grade					
Place	Name	Total Rank	Overall GMBC Rank	Ave km/h	Championship Points
1	Dimity GANNON	20	1	18.42	337.8144
2	Millicent SULLIVAN	65	2	15.12	160.6966
3	Monika HEER-REICHLER	72	3	20.63	156.7315
4	Kimberly DOUGLASS	73	4	17.50	156.1964
5	Anna HILL	79	5	19.85	146.9056
6	Alexandra HEER	89	6	21.80	117.4691
7	Joanne DAVIDSON	91	7	17.73	117.4465
8	Megan LAWSON	93	8	16.60	107.6305
9	Kari LANKFORD	94	9	16.54	92.9995
10	Sally BROWN	102	10	16.56	57.5840
11	Jacinta COLMAN	103	11	14.64	57.5627
12	Amy TROTTER	108	12	21.20	50.5950
13	Jill STEVENSON	109	13	18.97	50.5672
14	Sharrene JOY	111	14	13.40	48.0040
15	Miranda COOMBS	129	15	12.55	30.2845

### GMBC Members' Championship Leaderboard after Autumn 2026 Round 1

Men E Bike					
Place	Name	Total Rank	Overall GMBC Rank	Ave km/h	Championship Points
1	David GOODALL	5	1	21.91	416.3227
2	Peter HENKEL	19	2	20.22	342.0185
3	Anthony SPEECHLEY	44	3	20.80	236.1302
4	Robert MILLER	45	4	23.57	231.0904
5					