Geelong Mountain Bike Club Race Event Summary

Event name, location and date:	*Summer 2026 Round 2 at Kurrajong on 06 February 2026*
Lap distance:	*9.779 kilometers*

Dashboard

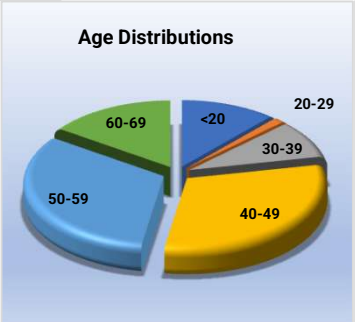

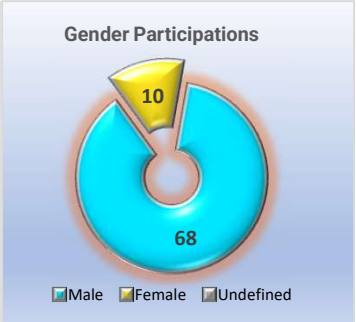

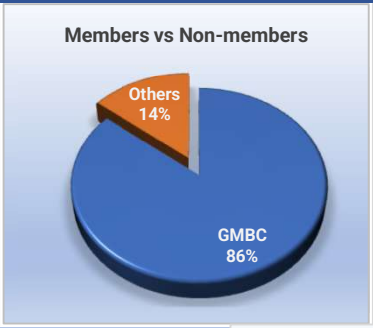

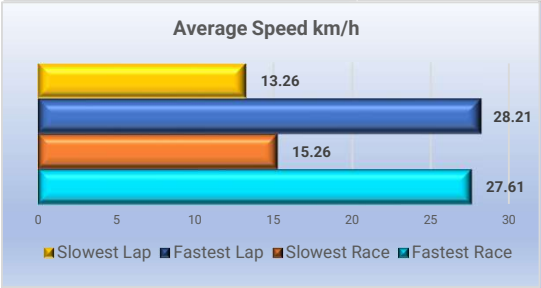

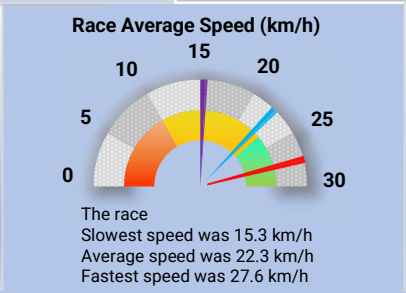

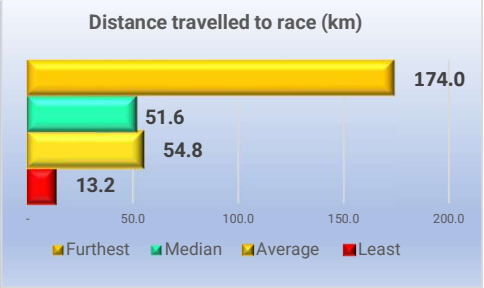

Race Average Speed Thresholds

MA	Men A grade	20.95 km/h to 27.61 km/h	WA	Women A grade	23.01 km/h to 25.17 km/h
MB	Men B grade	22.15 km/h to 26.71 km/h	WB	Women B grade	16.60 km/h to 20.63 km/h
MC	Men C grade	18.92 km/h to 23.75 km/h	ME	Men E Bike	19.54 km/h to 22.48 km/h
MD	Men D grade	15.26 km/h to 24.02 km/h	WE	Women E Bike	0.00 km/h to 0.00 km/h

Podium finishers by categories

All Riders

Men A Grade

Place	Name	Laps	Ave km/h	Total Time
1	Dominik DUDKIEWICZ	9	27.607	03:11:16.7
2	Robert WOOD	9	26.457	03:19:35.5
3	Ryan HOLMBERG	9	26.449	03:19:39.3

Men B Grade

Place	Name	Laps	Ave km/h	Total Time
1	David GRAY	8	24.198	03:13:59.0
2	Rodney SULLIVAN	8	23.501	03:19:43.8
3	Lee FLOYD	8	23.293	03:21:31.1

Men C Grade

Place	Name	Laps	Ave km/h	Total Time
1	Ray HART	8	23.004	03:24:02.8
2	Con ZAKIS	7	23.049	02:58:11.7
3	Hamada FAYAD	7	23.049	02:58:11.7

Men D Grade

Place	Name	Laps	Ave km/h	Total Time
1	Rory COSTELLOE	6	19.607	02:59:33.0
2	Dan BUTLER	6	19.598	02:59:37.9
3	John EVANS	6	18.141	03:14:03.8

Women A Grade

Place	Name	Laps	Ave km/h	Total Time
1	Christy HARRIS	8	23.008	03:24:01.0
2	Melissa MACKENZIE	8	23.007	03:24:01.4
3	Katriina DOWER	6	25.169	02:19:52.2

Geelong Mountain Bike Club Members

Men A Grade

Place	Name	Laps	Ave km/h	Total Time	Championship Points
1	Dominik DUDKIEWICZ	9	27.607	03:11:16.7	176.4821
2	Robert WOOD	9	26.457	03:19:35.5	176.4630
3	Ryan HOLMBERG	9	26.449	03:19:39.3	176.4628

Men B Grade

Place	Name	Laps	Ave km/h	Total Time	Championship Points
1	David GRAY	8	24.198	03:13:59.0	166.6015
2	Rodney SULLIVAN	8	23.501	03:19:43.8	166.5912
3	Lee FLOYD	8	23.293	03:21:31.1	166.5881

Men C Grade

Place	Name	Laps	Ave km/h	Total Time	Championship Points
1	Con ZAKIS	7	23.049	02:58:11.7	156.7628
2	Hamada FAYAD	7	23.049	02:58:11.7	156.7628
3	Ewan SULLIVAN	7	22.742	03:00:35.7	156.7588

Men D Grade

Place	Name	Laps	Ave km/h	Total Time	Championship Points
1	Rory COSTELLOE	6	19.607	02:59:33.0	146.9029
2	Paul FLETCHER	6	17.55	03:20:35.8	146.8800
3	Colin LINAHAN	6	17.354	03:22:51.4	146.8778

Women A Grade

Place	Name	Laps	Ave km/h	Total Time	Championship Points
1	Christy HARRIS	8	23.008	03:24:01.0	166.5839
2	Melissa MACKENZIE	8	23.007	03:24:01.4	166.5838
3	Katriina DOWER	6	25.169	02:19:52.2	146.9647

Geelong Mountain Bike Club Race Event Summary

Event name, location and date:	***Summer 2026 Round 2 at Kurrajong on 06 February 2026***
Lap distance:	***9.779 kilometers***

Women B Grade

Place	Name	Laps	Ave km/h	Total Time
1	Monika HEER-REICHLER	7	20.633	03:19:03.4
2	Anna HILL	6	19.850	02:57:21.3
3	Dimity GANNON	3	19.712	01:29:17.8

Women B Grade

Place	Name	Laps	Ave km/h	Total Time	Championship Points
1	Monika HEER-REICHLER	7	20.633	03:19:03.4	156.7315
2	Anna HILL	6	19.85	02:57:21.3	146.9056
3	Dimity GANNON	3	19.712	01:29:17.8	117.4575

Women C Grade

Place	Name	Laps	Ave km/h	Total Time
1	Alexandra HEER	3	21.800	01:20:44.7
2	Joanne DAVIDSON	3	17.733	01:39:15.8
3	Millicent SULLIVAN	3	15.615	01:52:43.6

Women B Grade

Place	Name	Laps	Ave km/h	Total Time	Championship Points
1	Alexandra HEER	3	21.8	01:20:44.7	117.4691
2	Joanne DAVIDSON	3	17.733	01:39:15.8	117.4465
3	Millicent SULLIVAN	3	15.615	01:52:43.6	117.4347

Men E Bike

Place	Name	Laps	Ave km/h	Total Time
1	David GOODALL	7	22.477	03:02:43.6
2	Peter HENKEL	7	19.537	03:30:13.4
3	Anthony SPEECHLEY	5	21.443	02:16:48.9

Men E Bike

Place	Name	Laps	Ave km/h	Total Time	Championship Points
1	David GOODALL	7	22.477	03:02:43.6	156.7554
2	Peter HENKEL	7	19.537	03:30:13.4	156.7173
3	Anthony SPEECHLEY	5	21.443	02:16:48.9	137.1045

Geelong Mountain Bike Club Race Event Summary

Series Number	*2602*
Event name, location and date	*Summer 2026 Round 2 at Kurrajong on 06 February 2026*
Lap distance	*9.779 kilometers*

Event race details by categories

Men A Grade

Place	Name	Overall Rank	LAP N°	Race Ave km/h	Total HH:MM:SS	LAP 1 MM:SS	LAP 2 MM:SS	LAP 3 MM:SS	LAP 4 MM:SS	LAP 5 MM:SS	LAP 6 MM:SS	LAP 7 MM:SS	LAP 8 MM:SS	LAP 9 MM:SS	Lap Ave MM:SS	Median MM:SS	Fastest Lap Lap N°	Fastest Lap Lap Time	Slowest Lap Lap N°	Slowest Lap Lap Time
1	Dominik DUDKIEWICZ	1	9	27.607	03:11:17	21:03	20:48	20:59	21:05	21:08	21:19	21:28	21:59	21:27	21:15	21:08	2	20:48	8	21:59
2	Robert WOOD	2	9	26.457	03:19:35	21:19	20:49	21:09	21:51	22:22	23:09	23:03	22:53	23:00	22:11	22:22	2	20:49	6	23:09
3	Ryan HOLMBERG	3	9	26.449	03:19:39	21:20	20:48	21:10	21:51	22:06	23:07	22:59	23:12	23:06	22:11	22:06	2	20:48	8	23:12
4	Stuart BROWN	4	9	26.227	03:21:21	22:15	21:35	21:40	21:42	22:12	22:24	22:52	23:17	23:24	22:22	22:15	2	21:35	9	23:24
5	Stuart KENT	5	9	25.889	03:23:58	22:27	21:49	21:47	21:38	22:29	23:05	23:11	23:37	23:56	22:40	22:29	4	21:38	9	23:56
6	Dave SPINK	6	9	25.888	03:23:59	22:36	21:40	21:41	21:44	22:25	23:09	23:11	23:36	23:57	22:40	22:36	2	21:40	9	23:57
7	Mark MATHEWS	7	8	25.250	03:05:54	22:28	21:48	21:48	22:17	23:31	24:15	24:36	25:11	00:00	23:14	22:59	3	21:48	8	25:11
8	Tristano CRISTOFOLI	8	8	24.545	03:11:14	23:26	22:25	22:48	23:47	24:08	24:46	24:43	25:12	00:00	23:54	23:58	2	22:25	8	25:12
9	Robbie STOREY	9	8	24.469	03:11:50	23:57	23:01	23:11	23:16	23:49	24:23	24:56	25:16	00:00	23:59	23:53	2	23:01	8	25:16
10	Cameron SHAKESPEARE	22	7	23.839	02:52:17	22:36	21:41	21:47	21:39	23:42	31:05	29:48	00:00	00:00	24:37	22:36	4	21:39	6	31:05
11	Chris PEARCE	23	7	23.516	02:54:39	25:43	22:53	23:40	26:14	25:03	26:47	24:20	00:00	00:00	24:57	25:03	2	22:53	6	26:47
12	Ashley GOLDSTRAW	46	6	22.865	02:33:58	23:29	23:39	27:43	25:23	26:39	27:06	00:00	00:00	00:00	25:40	26:01	1	23:29	3	27:43
13	Lachlan STEVENS	49	6	20.955	02:48:00	32:36	23:40	23:38	25:14	27:30	35:22	00:00	00:00	00:00	28:00	26:22	3	23:38	6	35:22
14	Jack LAMSHED	78	1	27.505	00:21:20	21:20	00:00	00:00	00:00	00:00	00:00	00:00	00:00	00:00	21:20	21:20	1	21:20	1	21:20

Event race details by categories

Men B Grade

Place	Name	Overall Rank	LAP N°	Race Ave km/h	Total HH:MM:SS	LAP 1 MM:SS	LAP 2 MM:SS	LAP 3 MM:SS	LAP 4 MM:SS	LAP 5 MM:SS	LAP 6 MM:SS	LAP 7 MM:SS	LAP 8 MM:SS	LAP 9 MM:SS	Lap Ave MM:SS	Median MM:SS	Fastest Lap Lap N°	Fastest Lap Lap Time	Slowest Lap Lap N°	Slowest Lap Lap Time
1	David GRAY	10	8	24.198	03:13:59	24:25	23:17	23:29	24:07	24:26	25:02	24:40	24:34	00:00	24:15	24:26	2	23:17	6	25:02
2	Rodney SULLIVAN	11	8	23.501	03:19:44	24:37	23:19	23:49	23:51	25:14	25:51	26:30	26:32	00:00	24:58	24:56	2	23:19	8	26:32
3	Lee FLOYD	12	8	23.293	03:21:31	24:15	24:17	23:42	24:25	25:12	26:07	27:02	26:31	00:00	25:11	24:48	3	23:42	7	27:02
4	Ben LORD	13	8	23.291	03:21:32	24:35	23:55	23:17	24:19	25:11	26:02	26:56	27:18	00:00	25:11	24:53	3	23:17	8	27:18
5	Trent GOATLEY	14	8	23.291	03:21:32	24:40	23:57	23:39	24:22	25:14	26:07	27:02	26:32	00:00	25:11	24:57	3	23:39	7	27:02
6	Mat ELKAN	15	8	23.221	03:22:09	24:31	24:04	24:23	25:28	25:37	26:56	29:38	21:33	00:00	25:16	25:00	8	21:33	7	29:38
7	Phil O'NEIL	16	8	23.148	03:22:47	23:27	22:54	23:49	24:04	25:09	25:21	26:41	31:21	00:00	25:21	24:37	2	22:54	8	31:21
8	Leigh BARRATT	17	8	23.102	03:23:11	24:33	24:08	24:30	24:55	24:51	26:26	26:50	26:57	00:00	25:24	24:53	2	24:08	8	26:57
9	Jimmy STRANGIS	21	8	22.993	03:24:09	24:29	24:03	24:06	25:13	26:09	26:53	26:33	26:43	00:00	25:31	25:41	2	24:03	6	26:53
10	Michael FARR	24	7	23.089	02:57:53	24:49	23:52	24:49	25:00	26:54	27:05	25:24	00:00	00:00	25:25	25:00	2	23:52	6	27:05
11	Lucas SPROSON	27	7	22.752	03:00:31	24:43	24:54	25:15	25:20	26:41	27:04	26:35	00:00	00:00	25:47	25:20	1	24:43	6	27:04
12	Jason LUHM	30	7	22.667	03:01:12	32:16	23:41	23:57	24:08	24:59	25:26	26:45	00:00	00:00	25:53	24:59	2	23:41	1	32:16
13	James MORTON	47	6	22.146	02:38:58	25:15	24:15	24:11	24:47	25:25	35:06	00:00	00:00	00:00	26:30	25:01	3	24:11	6	35:06
14	Adrian DILLON	57	5	26.714	01:49:49	21:45	21:03	21:57	21:54	23:10	00:00	00:00	00:00	00:00	21:58	21:54	2	21:03	5	23:10
15	Justin VOLLERUP	63	4	25.966	01:30:23	21:38	21:49	23:08	23:48	00:00	00:00	00:00	00:00	00:00	22:36	22:28	1	21:38	4	23:48
16	Scott FARRAR	64	4	25.768	01:31:05	22:46	22:09	22:42	23:28	00:00	00:00	00:00	00:00	00:00	22:46	22:44	2	22:09	4	23:28
17	Chris FICE	65	4	25.550	01:31:51	22:39	22:43	23:11	23:19	00:00	00:00	00:00	00:00	00:00	22:58	22:57	1	22:39	4	23:19
18	Adam RYAN	70	3	25.643	01:08:39	23:26	22:25	22:48	00:00	00:00	00:00	00:00	00:00	00:00	22:53	22:48	2	22:25	1	23:26

Geelong Mountain Bike Club Race Event Summary

Series Number	***2602***
Event name, location and date	***Summer 2026 Round 2 at Kurrajong on 06 February 2026***
Lap distance	***9.779 kilometers***

Event race details by categories

Men C Grade

Place	Name	Overall Rank	LAP N°	Race Ave km/h	Total HH:MM:SS	LAP 1 MM:SS	LAP 2 MM:SS	LAP 3 MM:SS	LAP 4 MM:SS	LAP 5 MM:SS	LAP 6 MM:SS	LAP 7 MM:SS	LAP 8 MM:SS	LAP 9 MM:SS	Lap Ave MM:SS	Median MM:SS	Fastest Lap Lap N°	Fastest Lap Lap Time	Slowest Lap Lap N°	Slowest Lap Lap Time
1	Ray HART	20	8	23.004	03:24:03	24:59	24:18	24:22	24:53	26:11	26:25	26:54	26:02	00:00	25:30	25:30	2	24:18	7	26:54
2	Con ZAKIS	25	7	23.049	02:58:12	25:51	24:55	24:45	25:15	26:09	25:35	25:42	00:00	00:00	25:27	25:35	3	24:45	5	26:09
3	Hamada FAYAD	26	7	23.049	02:58:12	25:50	24:53	24:49	25:14	26:08	25:36	25:42	00:00	00:00	25:27	25:36	3	24:49	5	26:08
4	Ewan SULLIVAN	28	7	22.742	03:00:36	23:57	24:01	24:24	26:23	27:22	26:33	27:55	00:00	00:00	25:48	26:23	1	23:57	7	27:55
5	Richard WILLIAMS	29	7	22.682	03:01:05	25:46	24:52	24:19	25:37	26:56	27:21	26:14	00:00	00:00	25:52	25:46	3	24:19	6	27:21
6	Luis GOLDSTRAW	31	7	22.646	03:01:22	25:00	25:07	24:43	25:23	26:40	27:05	27:23	00:00	00:00	25:55	25:23	3	24:43	7	27:23
7	Jarrod JAMES	32	7	22.552	03:02:07	25:29	24:48	24:39	24:58	26:24	27:11	28:37	00:00	00:00	26:01	25:29	3	24:39	7	28:37
8	Warren HARDING	34	7	21.649	03:09:43	25:46	24:51	24:28	25:45	28:25	31:11	29:17	00:00	00:00	27:06	25:46	3	24:28	6	31:11
9	Eric VAN DAM	35	7	21.641	03:09:47	25:48	25:20	26:30	26:45	28:47	27:54	28:43	00:00	00:00	27:07	26:45	2	25:20	5	28:47
10	Benjamin STENGEL	36	7	21.500	03:11:02	25:42	25:00	25:38	31:10	26:25	27:22	29:44	00:00	00:00	27:17	26:25	2	25:00	4	31:10
11	David ALLEN	37	7	21.267	03:13:07	26:19	26:26	27:00	27:09	27:46	28:30	29:57	00:00	00:00	27:35	27:09	1	26:19	7	29:57
12	Mick RITCHIE	38	7	21.009	03:15:30	26:45	26:21	26:38	27:05	28:59	29:30	30:12	00:00	00:00	27:56	27:05	2	26:21	7	30:12
13	Jordan WRIGHT	39	7	20.939	03:16:09	25:56	24:55	25:51	28:16	36:15	27:46	27:10	00:00	00:00	28:01	27:10	2	24:55	5	36:15
14	Scott WILLIAMS	40	7	20.873	03:16:46	27:19	26:47	27:24	28:14	29:35	28:55	28:33	00:00	00:00	28:07	28:14	2	26:47	5	29:35
15	Nick PILE	42	7	20.493	03:20:25	25:48	25:55	30:39	28:10	28:31	29:08	32:13	00:00	00:00	28:38	28:31	1	25:48	7	32:13
16	Caleb FLEET	43	7	19.596	03:29:35	26:56	28:30	28:13	29:05	31:18	31:42	33:52	00:00	00:00	29:56	29:05	1	26:56	7	33:52
17	Ben VAN DUIJNE	48	6	21.205	02:46:01	25:53	25:46	26:30	27:29	29:54	30:30	00:00	00:00	00:00	27:40	26:59	2	25:46	6	30:30
18	Alan RIEDEL	50	6	19.966	02:56:19	28:22	27:42	27:36	29:08	31:44	31:47	00:00	00:00	00:00	29:23	28:45	3	27:36	6	31:47
19	Connor PEARCE	59	5	23.748	02:03:32	25:44	22:55	23:35	26:08	25:09	00:00	00:00	00:00	00:00	24:42	25:09	2	22:55	4	26:08
20	Tom MALONEY	60	5	23.300	02:05:55	24:55	24:06	24:43	25:29	26:42	00:00	00:00	00:00	00:00	25:11	24:55	2	24:06	5	26:42
21	Oscar DURANTE	66	4	23.004	01:42:02	25:29	24:18	25:42	26:34	00:00	00:00	00:00	00:00	00:00	25:30	25:35	2	24:18	4	26:34
22	Robert MILLER	68	4	18.923	02:04:02	29:24	28:41	30:33	35:23	00:00	00:00	00:00	00:00	00:00	31:00	29:59	2	28:41	4	35:23
23	Kelly WESTON	71	3	22.515	01:18:11	25:41	25:29	27:01	00:00	00:00	00:00	00:00	00:00	00:00	26:04	25:41	2	25:29	3	27:01

Event race details by categories

Men D Grade

Place	Name	Overall Rank	LAP N°	Race Ave km/h	Total HH:MM:SS	LAP 1 MM:SS	LAP 2 MM:SS	LAP 3 MM:SS	LAP 4 MM:SS	LAP 5 MM:SS	LAP 6 MM:SS	LAP 7 MM:SS	LAP 8 MM:SS	LAP 9 MM:SS	Lap Ave MM:SS	Median MM:SS	Fastest Lap Lap N°	Fastest Lap Lap Time	Slowest Lap Lap N°	Slowest Lap Lap Time
1	Rory COSTELLOE	52	6	19.607	02:59:33	30:08	28:18	28:46	29:46	31:00	31:36	00:00	00:00	00:00	29:56	29:57	2	28:18	6	31:36
2	Dan BUTLER	53	6	19.598	02:59:38	30:09	28:02	29:02	29:44	31:02	31:39	00:00	00:00	00:00	29:56	29:56	2	28:02	6	31:39
3	John EVANS	54	6	18.141	03:14:04	32:28	30:41	30:59	33:35	33:10	33:10	00:00	00:00	00:00	32:21	32:49	2	30:41	4	33:35
4	Paul FLETCHER	55	6	17.550	03:20:36	44:14	28:38	30:06	31:24	34:22	31:52	00:00	00:00	00:00	33:26	31:38	2	28:38	1	44:14
5	Colin LINAHAN	56	6	17.354	03:22:51	30:39	31:24	33:23	34:53	35:06	37:26	00:00	00:00	00:00	33:49	34:08	1	30:39	6	37:26
6	Benjamin WILLIAMS	58	5	24.022	02:02:07	23:57	23:13	24:03	24:29	26:25	00:00	00:00	00:00	00:00	24:25	24:03	2	23:13	5	26:25
7	Wayne COSSELL	62	5	17.613	02:46:34	28:58	29:50	32:47	36:11	38:48	00:00	00:00	00:00	00:00	33:19	32:47	1	28:58	5	38:48
8	Paul DURANTE	67	4	21.081	01:51:20	28:03	27:03	27:59	28:16	00:00	00:00	00:00	00:00	00:00	27:50	28:01	2	27:03	4	28:16
9	Christopher HIRD	69	4	15.260	02:33:48	33:14	41:52	40:39	38:03	00:00	00:00	00:00	00:00	00:00	38:27	39:21	1	33:14	2	41:52
10	Stephen JOHNSON	74	3	18.349	01:35:56	31:48	30:52	33:16	00:00	00:00	00:00	00:00	00:00	00:00	31:59	31:48	2	30:52	3	33:16

Geelong Mountain Bike Club Race Event Summary

Series Number	*2602*
Event name, location and date	*Summer 2026 Round 2 at Kurrajong on 06 February 2026*
Lap distance	*9.779 kilometers*

Event race details by categories

Women A Grade

Place	Name	Overall Rank	LAP N°	Race Ave km/h	Total HH:MM:SS	LAP 1 MM:SS	LAP 2 MM:SS	LAP 3 MM:SS	LAP 4 MM:SS	LAP 5 MM:SS	LAP 6 MM:SS	LAP 7 MM:SS	LAP 8 MM:SS	LAP 9 MM:SS	Lap Ave MM:SS	Median MM:SS	Fastest Lap Lap N°	Fastest Lap Lap Time	Slowest Lap Lap N°	Slowest Lap Lap Time
1	Christy HARRIS	18	8	23.008	03:24:01	24:39	23:52	24:07	25:44	27:34	26:32	25:25	26:07	00:00	25:30	25:35	2	23:52	5	27:34
2	Melissa MACKENZIE	19	8	23.007	03:24:01	24:36	23:56	23:49	24:56	26:37	27:01	27:03	26:04	00:00	25:30	25:30	3	23:49	7	27:03
3	Katriina DOWER	45	6	25.169	02:19:52	22:28	21:51	22:28	22:13	23:02	27:50	00:00	00:00	00:00	23:19	22:28	2	21:51	6	27:50

Event race details by categories

Women B Grade

Place	Name	Overall Rank	LAP N°	Race Ave km/h	Total HH:MM:SS	LAP 1 MM:SS	LAP 2 MM:SS	LAP 3 MM:SS	LAP 4 MM:SS	LAP 5 MM:SS	LAP 6 MM:SS	LAP 7 MM:SS	LAP 8 MM:SS	LAP 9 MM:SS	Lap Ave MM:SS	Median MM:SS	Fastest Lap Lap N°	Fastest Lap Lap Time	Slowest Lap Lap N°	Slowest Lap Lap Time
1	Monika HEER-REICHLER	41	7	20.633	03:19:03	28:00	27:10	27:52	28:13	29:05	28:48	29:56	00:00	00:00	28:26	28:13	2	27:10	7	29:56
2	Anna HILL	51	6	19.850	02:57:21	29:03	27:52	28:35	29:17	31:20	31:14	00:00	00:00	00:00	29:34	29:10	2	27:52	5	31:20
3	Dimity GANNON	73	3	19.712	01:29:18	28:11	29:59	31:08	00:00	00:00	00:00	00:00	00:00	00:00	29:46	29:59	1	28:11	3	31:08
4	Megan LAWSON	77	2	16.601	01:10:41	34:43	35:59	00:00	00:00	00:00	00:00	00:00	00:00	00:00	35:21	35:21	1	34:43	2	35:59

Event race details by categories

Women C Grade

Place	Name	Overall Rank	LAP N°	Race Ave km/h	Total HH:MM:SS	LAP 1 MM:SS	LAP 2 MM:SS	LAP 3 MM:SS	LAP 4 MM:SS	LAP 5 MM:SS	LAP 6 MM:SS	LAP 7 MM:SS	LAP 8 MM:SS	LAP 9 MM:SS	Lap Ave MM:SS	Median MM:SS	Fastest Lap Lap N°	Fastest Lap Lap Time	Slowest Lap Lap N°	Slowest Lap Lap Time
1	Alexandra HEER	72	3	21.800	01:20:45	25:09	25:51	29:44	00:00	00:00	00:00	00:00	00:00	00:00	26:55	25:51	1	25:09	3	29:44
2	Joanne DAVIDSON	75	3	17.733	01:39:16	32:53	31:34	34:49	00:00	00:00	00:00	00:00	00:00	00:00	33:05	32:53	2	31:34	3	34:49
3	Millicent SULLIVAN	76	3	15.615	01:52:44	34:30	37:21	40:53	00:00	00:00	00:00	00:00	00:00	00:00	37:35	37:21	1	34:30	3	40:53

Event race details by categories

Men E Bike

Place	Name	Overall Rank	LAP N°	Race Ave km/h	Total HH:MM:SS	LAP 1 MM:SS	LAP 2 MM:SS	LAP 3 MM:SS	LAP 4 MM:SS	LAP 5 MM:SS	LAP 6 MM:SS	LAP 7 MM:SS	LAP 8 MM:SS	LAP 9 MM:SS	Lap Ave MM:SS	Median MM:SS	Fastest Lap Lap N°	Fastest Lap Lap Time	Slowest Lap Lap N°	Slowest Lap Lap Time
1	David GOODALL	33	7	22.477	03:02:44	25:30	24:45	24:37	26:36	27:42	27:02	26:33	00:00	00:00	26:06	26:33	3	24:37	5	27:42
2	Peter HENKEL	44	7	19.537	03:30:13	26:45	26:10	27:11	27:50	31:31	35:06	35:40	00:00	00:00	30:02	27:50	2	26:10	7	35:40
3	Anthony SPEECHLEY	61	5	21.443	02:16:49	26:39	26:05	27:19	26:43	30:03	00:00	00:00	00:00	00:00	27:22	26:43	2	26:05	5	30:03

Geelong Mountain Bike Club Race Event Summary

Summer Season Leaderboard after Summer 2026 Round 2

Summer Season Leaderboard

Men A Grade

Place	Name	Overall Rank	Ave km/h	Points
1	Robert WOOD	1	25.57	222.3144
2	Ryan HOLMBERG	2	25.57	222.3142
3	Stuart KENT	3	24.78	222.2882
4	Mark MATHEWS	4	24.23	212.4438
5	Tristano CRISTOFOLI	5	23.19	212.4107
6	Ashley GOLDSTRAW	19	22.73	192.7556
7	Dominik DUDKIEWICZ	27	27.61	176.4821
8	Stuart BROWN	28	26.23	176.4591
9	Dave SPINK	29	25.89	176.4535
10	Robbie STOREY	33	24.47	166.6055
11	Cameron SHAKESPEARE	46	23.84	156.7730
12	Chris PEARCE	47	23.52	156.7688
13	Lachlan STEVENS	61	20.95	146.9178
14	Jack LAMSHED	78	27.51	97.8409
15	Ian KELLY	79	23.48	45.8314
16	Scott GAVENS	81	22.56	45.8161

GMBC Members' Summer Season Leaderboard

Men A Grade

Place	Name	Total Rank	Overall GMBC Rank	Ave km/h	Championship Points
1	Robert WOOD	1	1	25.57	222.3144
2	Ryan HOLMBERG	2	2	25.57	222.3142
3	Stuart KENT	3	3	24.78	222.2882
4	Mark MATHEWS	4	4	24.23	212.4438
5	Tristano CRISTOFOLI	5	5	23.19	212.4107
6	Ashley GOLDSTRAW	19	6	22.73	192.7556
7	Dominik DUDKIEWICZ	27	7	27.61	176.4821
8	Stuart BROWN	28	8	26.23	176.4591
9	Dave SPINK	29	9	25.89	176.4535
10	Cameron SHAKESPEARE	46	10	23.84	156.7730
11	Chris PEARCE	47	11	23.52	156.7688
12	Jack LAMSHED	78	12	27.51	97.8409
13	Ian KELLY	79	13	23.48	45.8314
14	Scott GAVENS	81	14	22.56	45.8161
15					
16					

Summer Season Leaderboard

Men B Grade

Place	Name	Overall Rank	Ave km/h	Points
1	Phil O'NEIL	6	22.54	212.3914
2	Ben LORD	7	22.17	212.3788
3	Jason LUHM	10	22.37	202.5656
4	Adrian DILLON	23	24.74	182.9728
5	Benjamin WILLIAMS	24	22.85	182.9297
6	Scott FARRAR	31	23.65	173.1169
7	David GRAY	34	24.20	166.6015
8	Rodney SULLIVAN	35	23.50	166.5912
9	Lee FLOYD	36	23.29	166.5881
10	Trent GOATLEY	37	23.29	166.5881
11	Mat ELKAN	38	23.22	166.5870
12	Leigh BARRATT	39	23.10	166.5853
13	Jimmy STRANGIS	42	22.99	166.5836
14	Adam RYAN	43	23.90	163.2996
15	Michael FARR	48	23.09	156.7633
16	Lucas SPROSON	51	22.75	156.7589
17	James MORTON	60	22.15	146.9311
18	Justin VOLLERUP	69	25.97	127.3193
19	Chris FICE	70	25.55	127.3163
20	Max ANTHONY MC PEAKE	80	23.45	45.8308
21	Nick CARTER	82	21.92	45.8053
22	Mark TERRILL	85	20.85	40.0206
23	Martz KEIR	86	20.42	40.0153
24	Matt SEEHUSEN	87	20.20	40.0125

GMBC Members' Summer Season Leaderboard

Men B Grade

Place	Name	Total Rank	Overall GMBC Rank	Ave km/h	Championship Points
1	Phil O'NEIL	6	1	22.54	212.3914
2	Ben LORD	7	2	22.17	212.3788
3	Jason LUHM	10	3	22.37	202.5656
4	Adrian DILLON	23	4	24.74	182.9728
5	Benjamin WILLIAMS	24	5	22.85	182.9297
6	Scott FARRAR	31	6	23.65	173.1169
7	David GRAY	34	7	24.20	166.6015
8	Rodney SULLIVAN	35	8	23.50	166.5912
9	Lee FLOYD	36	9	23.29	166.5881
10	Leigh BARRATT	39	10	23.10	166.5853
11	Adam RYAN	43	11	23.90	163.2996
12	Michael FARR	48	12	23.09	156.7633
13	Lucas SPROSON	51	13	22.75	156.7589
14	Justin VOLLERUP	69	14	25.97	127.3193
15	Chris FICE	70	15	25.55	127.3163
16	Max ANTHONY MC PEAKE	80	16	23.45	45.8308
17	Mark TERRILL	85	17	20.85	40.0206
18	Martz KEIR	86	18	20.42	40.0153
19					
20					
21					
22					
23					
24					

Geelong Mountain Bike Club Race Event Summary

Summer Season Leaderboard after Summer 2026 Round 2

Summer Season Leaderboard

Men C Grade

Place	Name	Overall Rank	Ave km/h	Points
1	Luis GOLDSTRAW	11	21.79	202.5464
2	Jarrod JAMES	12	21.48	196.7714
3	Richard WILLIAMS	13	21.41	196.7697
4	Eric VAN DAM	14	20.48	196.7459
5	Jordan WRIGHT	15	20.19	196.7384
6	Scott WILLIAMS	16	19.37	196.7178
7	Nick PILE	17	18.99	196.7082
8	Ben VAN DUIJNE	20	20.18	186.9199
9	Alan RIEDEL	21	18.78	186.8868
10	Tom MALONEY	26	20.40	177.1006
11	Robert MILLER	30	22.06	173.1272
12	Ray HART	41	23.00	166.5838
13	Oscar DURANTE	44	21.23	161.5396
14	Con ZAKIS	49	23.05	156.7628
15	Hamada FAYAD	50	23.05	156.7628
16	Ewan SULLIVAN	52	22.74	156.7588
17	Warren HARDING	53	21.65	156.7446
18	Benjamin STENGEL	54	21.50	156.7427
19	David ALLEN	55	21.27	156.7397
20	Mick RITCHIE	56	21.01	156.7363
21	Caleb FLEET	58	19.60	156.7180
22	Connor PEARCE	66	23.75	137.1259
23	Kelly WESTON	72	22.52	117.4731
24	Jason ROONEY	84	20.75	45.7859

GMBC Members' Summer Season Leaderboard

Men C Grade

Place	Name	Total Rank	Overall GMBC Rank	Ave km/h	Championship Points
1	Luis GOLDSTRAW	11	1	21.79	202.5464
2	Jarrod JAMES	12	2	21.48	196.7714
3	Richard WILLIAMS	13	3	21.41	196.7697
4	Eric VAN DAM	14	4	20.48	196.7459
5	Jordan WRIGHT	15	5	20.19	196.7384
6	Scott WILLIAMS	16	6	19.37	196.7178
7	Nick PILE	17	7	18.99	196.7082
8	Ben VAN DUIJNE	20	8	20.18	186.9199
9	Alan RIEDEL	21	9	18.78	186.8868
10	Robert MILLER	30	10	22.06	173.1272
11	Oscar DURANTE	44	11	21.23	161.5396
12	Con ZAKIS	49	12	23.05	156.7628
13	Hamada FAYAD	50	13	23.05	156.7628
14	Ewan SULLIVAN	52	14	22.74	156.7588
15	Benjamin STENGEL	54	15	21.50	156.7427
16	David ALLEN	55	16	21.27	156.7397
17	Mick RITCHIE	56	17	21.01	156.7363
18	Caleb FLEET	58	18	19.60	156.7180
19	Connor PEARCE	66	19	23.75	137.1259
20	Kelly WESTON	72	20	22.52	117.4731
21	Jason ROONEY	84	21	20.75	45.7859
22					
23					
24					

Summer Season Leaderboard

Men D Grade

Place	Name	Overall Rank	Ave km/h	Points
1	Paul FLETCHER	22	17.40	186.8557
2	Colin LINAHAN	25	16.02	181.0803
3	Paul DURANTE	32	19.27	167.2613
4	Rory COSTELLOE	63	19.61	146.9029
5	Dan BUTLER	64	19.60	146.9028
6	John EVANS	65	18.14	146.8866
7	Wayne COSSELL	68	17.61	137.0691
8	Christopher HIRD	71	15.26	127.2400
9	Stephen JOHNSON	74	18.35	117.4499
10	Anthony VAUGHAN	88	19.65	40.0056
11	Oliver KENT	89	19.26	40.0007

GMBC Members' Summer Season Leaderboard

Men D Grade

Place	Name	Total Rank	Overall GMBC Rank	Ave km/h	Championship Points
1	Paul FLETCHER	22	1	17.40	186.8557
2	Colin LINAHAN	25	2	16.02	181.0803
3	Paul DURANTE	32	3	19.27	167.2613
4	Rory COSTELLOE	63	4	19.61	146.9029
5	Wayne COSSELL	68	5	17.61	137.0691
6	Christopher HIRD	71	6	15.26	127.2400
7	Stephen JOHNSON	74	7	18.35	117.4499
8	Oliver KENT	89	8	19.26	40.0007
9					
10					
11					

Summer Season Leaderboard

Women A Grade

Place	Name	Overall Rank	Ave km/h	Points
1	Christy HARRIS	8	21.70	206.5988
2	Katriina DOWER	18	24.21	192.7922
3	Melissa MACKENZIE	40	23.01	166.5838
4	Kate KELLETT	83	21.34	45.7957

GMBC Members' Summer Season Leaderboard

Women A Grade

Place	Name	Total Rank	Overall GMBC Rank	Ave km/h	Championship Points
1	Christy HARRIS	8	1	21.70	206.5988
2	Katriina DOWER	18	2	24.21	192.7922
3	Melissa MACKENZIE	40	3	23.01	166.5838
4	Kate KELLETT	83	4	21.34	45.7957

Summer Season Leaderboard

Women B Grade

Place	Name	Overall Rank	Ave km/h	Points
1	Dimity GANNON	45	17.81	157.4163
2	Monika HEER-REICHLER	57	20.63	156.7315
3	Anna HILL	62	19.85	146.9056
4	Megan LAWSON	77	16.60	107.6305

GMBC Members' Summer Season Leaderboard

Women B Grade

Place	Name	Total Rank	Overall GMBC Rank	Ave km/h	Championship Points
1	Dimity GANNON	45	1	17.81	157.4163
2	Monika HEER-REICHLER	57	2	20.63	156.7315
3	Anna HILL	62	3	19.85	146.9056
4	Megan LAWSON	77	4	16.60	107.6305

Geelong Mountain Bike Club Race Event Summary

Summer Season Leaderboard after Summer 2026 Round 2

Summer Season Leaderboard

Women C Grade

Place	Name	Overall Rank	Ave km/h	Points
1	Alexandra HEER	73	21.80	117.4691
2	Joanne DAVIDSON	75	17.73	117.4465
3	Millicent SULLIVAN	76	15.61	117.4347

GMBC Members' Summer Season Leaderboard

Women C Grade

Place	Name	Total Rank	Overall GMBC Rank	Ave km/h	Championship Points
1	Alexandra HEER	73	1	21.80	117.4691
2	Joanne DAVIDSON	75	2	17.73	117.4465
3	Millicent SULLIVAN	76	3	15.61	117.4347

Summer Season Leaderboard

Men E Bike

Place	Name	Overall Rank	Ave km/h	Points
1	David GOODALL	9	22.84	202.5820
2	Peter HENKEL	59	19.54	156.7173
3	Anthony SPEECHLEY	67	21.44	137.1045

GMBC Members' Summer Season Leaderboard

Men E Bike

Place	Name	Total Rank	Overall GMBC Rank	Ave km/h	Championship Points
1	David GOODALL	9	1	22.84	202.5820
2	Peter HENKEL	59	2	19.54	156.7173
3	Anthony SPEECHLEY	67	3	21.44	137.1045

Geelong Mountain Bike Club Race Event Summary

Championship Leaderboard after Summer 2026 Round 2

Championship Leaderboard after Summer 2026 Round 2

Men A Grade

Place	Name	Overall Rank	Ave km/h	Points
1	Robert WOOD	1	25.57	222.3144
2	Ryan HOLMBERG	2	25.57	222.3142
3	Stuart KENT	3	24.78	222.2882
4	Mark MATHEWS	4	24.23	212.4438
5	Tristano CRISTOFOLI	5	23.19	212.4107
6	Ashley GOLDSTRAW	19	22.73	192.7556
7	Dominik DUDKIEWICZ	27	27.61	176.4821
8	Stuart BROWN	28	26.23	176.4591
9	Dave SPINK	29	25.89	176.4535
10	Robbie STOREY	33	24.47	166.6055
11	Cameron SHAKESPEARE	46	23.84	156.7730
12	Chris PEARCE	47	23.52	156.7688
13	Lachlan STEVENS	61	20.95	146.9178
14	Jack LAMSHED	78	27.51	97.8409
15	Ian KELLY	79	23.48	45.8314
16	Scott GAVENS	81	22.56	45.8161

GMBC Members' Championship Leaderboard after Summer 2026 Round 2

Men A Grade

Place	Name	Total Rank	Overall GMBC Rank	Ave km/h	Championship Points
1	Robert WOOD	1	1	25.57	222.3144
2	Ryan HOLMBERG	2	2	25.57	222.3142
3	Stuart KENT	3	3	24.78	222.2882
4	Mark MATHEWS	4	4	24.23	212.4438
5	Tristano CRISTOFOLI	5	5	23.19	212.4107
6	Ashley GOLDSTRAW	19	6	22.73	192.7556
7	Dominik DUDKIEWICZ	27	7	27.61	176.4821
8	Stuart BROWN	28	8	26.23	176.4591
9	Dave SPINK	29	9	25.89	176.4535
10	Cameron SHAKESPEARE	46	10	23.84	156.7730
11	Chris PEARCE	47	11	23.52	156.7688
12	Jack LAMSHED	78	12	27.51	97.8409
13	Ian KELLY	79	13	23.48	45.8314
14	Scott GAVENS	81	14	22.56	45.8161
15					
16					

Championship Leaderboard after Summer 2026 Round 2

Men B Grade

Place	Name	Overall Rank	Ave km/h	Points
1	Phil O'NEIL	6	22.54	212.3914
2	Ben LORD	7	22.17	212.3788
3	Jason LUHM	10	22.37	202.5656
4	Adrian DILLON	23	24.74	182.9728
5	Benjamin WILLIAMS	24	22.85	182.9297
6	Scott FARRAR	31	23.65	173.1169
7	David GRAY	34	24.20	166.6015
8	Rodney SULLIVAN	35	23.50	166.5912
9	Lee FLOYD	36	23.29	166.5881
10	Trent GOATLEY	37	23.29	166.5881
11	Mat ELKAN	38	23.22	166.5870
12	Leigh BARRATT	39	23.10	166.5853
13	Jimmy STRANGIS	42	22.99	166.5836
14	Adam RYAN	43	23.90	163.2996
15	Michael FARR	48	23.09	156.7633
16	Lucas SPROSON	51	22.75	156.7589
17	James MORTON	60	22.15	146.9311
18	Justin VOLLERUP	69	25.97	127.3193
19	Chris FICE	70	25.55	127.3163
20	Max ANTHONY MC PEAKE	80	23.45	45.8308
21	Nick CARTER	82	21.92	45.8053
22	Mark TERRILL	85	20.85	40.0206
23	Martz KEIR	86	20.42	40.0153
24	Matt SEEHUSEN	87	20.20	40.0125

GMBC Members' Championship Leaderboard after Summer 2026 Round 2

Men B Grade

Place	Name	Total Rank	Overall GMBC Rank	Ave km/h	Championship Points
1	Phil O'NEIL	6	1	22.54	212.3914
2	Ben LORD	7	2	22.17	212.3788
3	Jason LUHM	10	3	22.37	202.5656
4	Adrian DILLON	23	4	24.74	182.9728
5	Benjamin WILLIAMS	24	5	22.85	182.9297
6	Scott FARRAR	31	6	23.65	173.1169
7	David GRAY	34	7	24.20	166.6015
8	Rodney SULLIVAN	35	8	23.50	166.5912
9	Lee FLOYD	36	9	23.29	166.5881
10	Leigh BARRATT	39	10	23.10	166.5853
11	Adam RYAN	43	11	23.90	163.2996
12	Michael FARR	48	12	23.09	156.7633
13	Lucas SPROSON	51	13	22.75	156.7589
14	Justin VOLLERUP	69	14	25.97	127.3193
15	Chris FICE	70	15	25.55	127.3163
16	Max ANTHONY MC PEAKE	80	16	23.45	45.8308
17	Mark TERRILL	85	17	20.85	40.0206
18	Martz KEIR	86	18	20.42	40.0153
19					
20					
21					
22					
23					
24					

Geelong Mountain Bike Club Race Event Summary

Championship Leaderboard after Summer 2026 Round 2

Championship Leaderboard after Summer 2026 Round 2

Men C Grade

Place	Name	Overall Rank	Ave km/h	Points
1	Luis GOLDSTRAW	11	21.79	202.5464
2	Jarrod JAMES	12	21.48	196.7714
3	Richard WILLIAMS	13	21.41	196.7697
4	Eric VAN DAM	14	20.48	196.7459
5	Jordan WRIGHT	15	20.19	196.7384
6	Scott WILLIAMS	16	19.37	196.7178
7	Nick PILE	17	18.99	196.7082
8	Ben VAN DUIJNE	20	20.18	186.9199
9	Alan RIEDEL	21	18.78	186.8868
10	Tom MALONEY	26	20.40	177.1006
11	Robert MILLER	30	22.06	173.1272
12	Ray HART	41	23.00	166.5838
13	Oscar DURANTE	44	21.23	161.5396
14	Con ZAKIS	49	23.05	156.7628
15	Hamada FAYAD	50	23.05	156.7628
16	Ewan SULLIVAN	52	22.74	156.7588
17	Warren HARDING	53	21.65	156.7446
18	Benjamin STENGEL	54	21.50	156.7427
19	David ALLEN	55	21.27	156.7397
20	Mick RITCHIE	56	21.01	156.7363
21	Caleb FLEET	58	19.60	156.7180
22	Connor PEARCE	66	23.75	137.1259
23	Kelly WESTON	72	22.52	117.4731
24	Jason ROONEY	84	20.75	45.7859

GMBC Members' Championship Leaderboard after Summer 2026 Round 2

Men C Grade

Place	Name	Total Rank	Overall GMBC Rank	Ave km/h	Championship Points
1	Luis GOLDSTRAW	11	1	21.79	202.5464
2	Jarrod JAMES	12	2	21.48	196.7714
3	Richard WILLIAMS	13	3	21.41	196.7697
4	Eric VAN DAM	14	4	20.48	196.7459
5	Jordan WRIGHT	15	5	20.19	196.7384
6	Scott WILLIAMS	16	6	19.37	196.7178
7	Nick PILE	17	7	18.99	196.7082
8	Ben VAN DUIJNE	20	8	20.18	186.9199
9	Alan RIEDEL	21	9	18.78	186.8868
10	Robert MILLER	30	10	22.06	173.1272
11	Oscar DURANTE	44	11	21.23	161.5396
12	Con ZAKIS	49	12	23.05	156.7628
13	Hamada FAYAD	50	13	23.05	156.7628
14	Ewan SULLIVAN	52	14	22.74	156.7588
15	Benjamin STENGEL	54	15	21.50	156.7427
16	David ALLEN	55	16	21.27	156.7397
17	Mick RITCHIE	56	17	21.01	156.7363
18	Caleb FLEET	58	18	19.60	156.7180
19	Connor PEARCE	66	19	23.75	137.1259
20	Kelly WESTON	72	20	22.52	117.4731
21	Jason ROONEY	84	21	20.75	45.7859
22					
23					
24					

Championship Leaderboard after Summer 2026 Round 2

Men D Grade

Place	Name	Overall Rank	Ave km/h	Points
1	Paul FLETCHER	22	17.40	186.8557
2	Colin LINAHAN	25	16.02	181.0803
3	Paul DURANTE	32	19.27	167.2613
4	Rory COSTELLOE	63	19.61	146.9029
5	Dan BUTLER	64	19.60	146.9028
6	John EVANS	65	18.14	146.8866
7	Wayne COSSELL	68	17.61	137.0691
8	Christopher HIRD	71	15.26	127.2400
9	Stephen JOHNSON	74	18.35	117.4499
10	Anthony VAUGHAN	88	19.65	40.0056
11	Oliver KENT	89	19.26	40.0007

GMBC Members' Championship Leaderboard after Summer 2026 Round 2

Men D Grade

Place	Name	Total Rank	Overall GMBC Rank	Ave km/h	Championship Points
1	Paul FLETCHER	22	1	17.40	186.8557
2	Colin LINAHAN	25	2	16.02	181.0803
3	Paul DURANTE	32	3	19.27	167.2613
4	Rory COSTELLOE	63	4	19.61	146.9029
5	Wayne COSSELL	68	5	17.61	137.0691
6	Christopher HIRD	71	6	15.26	127.2400
7	Stephen JOHNSON	74	7	18.35	117.4499
8	Oliver KENT	89	8	19.26	40.0007
9					
10					
11					

Championship Leaderboard after Summer 2026 Round 2

Women A Grade

Place	Name	Overall Rank	Ave km/h	Points
1	Christy HARRIS	8	21.70	206.5988
2	Katriina DOWER	18	24.21	192.7922
3	Melissa MACKENZIE	40	23.01	166.5838
4	Kate KELLETT	83	21.34	45.7957

GMBC Members' Championship Leaderboard after Summer 2026 Round 2

Women A Grade

Place	Name	Total Rank	Overall GMBC Rank	Ave km/h	Championship Points
1	Christy HARRIS	8	1	21.70	206.5988
2	Katriina DOWER	18	2	24.21	192.7922
3	Melissa MACKENZIE	40	3	23.01	166.5838
4	Kate KELLETT	83	4	21.34	45.7957

Championship Leaderboard after Summer 2026 Round 2

Women B Grade

Place	Name	Overall Rank	Ave km/h	Points
1	Dimity GANNON	45	17.81	157.4163
2	Monika HEER-REICHLER	57	20.63	156.7315
3	Anna HILL	62	19.85	146.9056
4	Megan LAWSON	77	16.60	107.6305

GMBC Members' Championship Leaderboard after Summer 2026 Round 2

Women B Grade

Place	Name	Total Rank	Overall GMBC Rank	Ave km/h	Championship Points
1	Dimity GANNON	45	1	17.81	157.4163
2	Monika HEER-REICHLER	57	2	20.63	156.7315
3	Anna HILL	62	3	19.85	146.9056
4	Megan LAWSON	77	4	16.60	107.6305

Geelong Mountain Bike Club Race Event Summary

Championship Leaderboard after Summer 2026 Round 2

Championship Leaderboard after Summer 2026 Round 2

Women C Grade

Place	Name	Overall Rank	Ave km/h	Points
1	Alexandra HEER	73	21.80	117.4691
2	Joanne DAVIDSON	75	17.73	117.4465
3	Millicent SULLIVAN	76	15.61	117.4347

Championship Leaderboard after Summer 2026 Round 2

Men E Bike

Place	Name	Overall Rank	Ave km/h	Points
1	David GOODALL	9	22.84	202.5820
2	Peter HENKEL	59	19.54	156.7173
3	Anthony SPEECHLEY	67	21.44	137.1045

GMBC Members' Championship Leaderboard after Summer 2026 Round 2

Women C Grade

Place	Name	Total Rank	Overall GMBC Rank	Ave km/h	Championship Points
1	Alexandra HEER	73	1	21.80	117.4691
2	Joanne DAVIDSON	75	2	17.73	117.4465
3	Millicent SULLIVAN	76	3	15.61	117.4347

GMBC Members' Championship Leaderboard after Summer 2026 Round 2

Men E Bike

Place	Name	Total Rank	Overall GMBC Rank	Ave km/h	Championship Points
1	David GOODALL	9	1	22.84	202.5820
2	Peter HENKEL	59	2	19.54	156.7173
3	Anthony SPEECHLEY	67	3	21.44	137.1045