

# Geelong Mountain Bike Club Race Event Summary

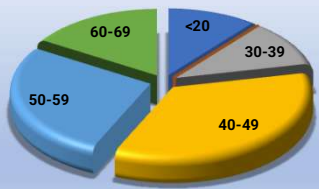
Event name, location and date: **Summer 2025 Round 2 at Kurrajong Jumps on 31 January 2025**

Lap distance: **7.910 kilometers**

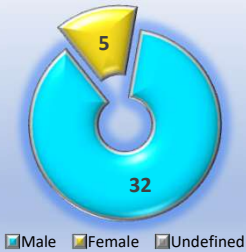


## Dashboard

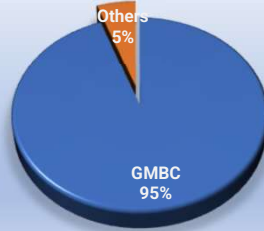
### Age Distributions




### Gender Participations



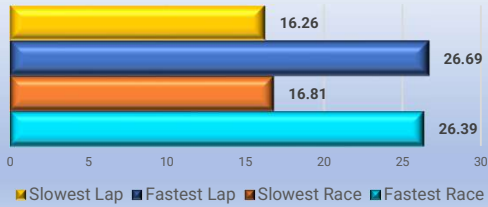
### Members vs Non-members



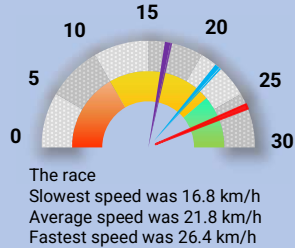
### Participation by Grade



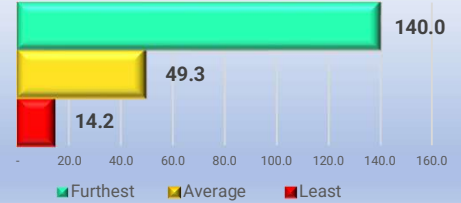
### Average Speed km/h



### Race Average Speed (km/h)



### Distance travelled to race (km)



## Race Average Speed Thresholds

<b>MA</b>	<b>Men A grade</b>	24.28 km/h to 26.39 km/h
<b>MB</b>	<b>Men B grade</b>	19.29 km/h to 24.19 km/h
<b>MC</b>	<b>Men C grade</b>	19.27 km/h to 21.84 km/h
<b>MD</b>	<b>Men D grade</b>	16.81 km/h to 19.58 km/h
<b>WA</b>	<b>Women A grade</b>	21.67 km/h to 22.96 km/h
<b>WB</b>	<b>Women B grade</b>	18.61 km/h to 19.87 km/h
<b>ME</b>	<b>Men E Bike</b>	21.97 km/h to 21.97 km/h
<b>WE</b>	<b>Women E Bike</b>	0.00 km/h to 0.00 km/h

## Podium finishers by categories

### All Riders

#### Men A Grade

Place	Name	Laps	Ave km/h	Total Time
1	Dominik DUDKIEWICZ	3	26.391	00:53:57
2	Jeffrey HUNT	3	25.662	00:55:29
3	Ian KELLY	3	25.045	00:56:51

#### Men B Grade

Place	Name	Laps	Ave km/h	Total Time
1	Stuart KENT	3	24.187	00:58:52
2	Tristano CRISTOFOLI	3	24.119	00:59:02
3	Mark RAYSON	3	23.566	01:00:25

#### Men C Grade

Place	Name	Laps	Ave km/h	Total Time
1	Vincent TROTTER	3	21.843	01:05:11
2	Alan MADDICK	3	21.748	01:05:28
3	Rodney SULLIVAN	3	21.688	01:05:39

#### Men D Grade

Place	Name	Laps	Ave km/h	Total Time
1	Kelly WESTON	3	19.585	01:12:42
2	Alan HALLIGAN	2	19.404	00:48:55
3	Paul FLETCHER	2	18.654	00:50:53

#### Women A Grade

Place	Name	Laps	Ave km/h	Total Time
1	Kate KELLETT	3	22.958	01:02:01
2	Christy HARRIS	3	21.671	01:05:42

## Geelong Mountain Bike Club Members

#### Men A Grade

Place	Name	Laps	Ave km/h	Total Time	Championship Points
1	Dominik DUDKIEWICZ	3	26.391	00:53:57	47.8999
2	Jeffrey HUNT	3	25.662	00:55:29	47.8877
3	Ian KELLY	3	25.045	00:56:51	47.8774

#### Men B Grade

Place	Name	Laps	Ave km/h	Total Time	Championship Points
1	Stuart KENT	3	24.187	00:58:52	47.8631
2	Tristano CRISTOFOLI	3	24.119	00:59:02	47.8620
3	Mark RAYSON	3	23.566	01:00:25	47.8528

#### Men C Grade

Place	Name	Laps	Ave km/h	Total Time	Championship Points
1	Vincent TROTTER	3	21.843	01:05:11	47.8241
2	Rodney SULLIVAN	3	21.688	01:05:39	47.8215
3	Martin KEIR	3	21.546	01:06:05	47.8191

#### Men D Grade

Place	Name	Laps	Ave km/h	Total Time	Championship Points
1	Kelly WESTON	3	19.585	01:12:42	47.7864
2	Alan HALLIGAN	2	19.404	00:48:55	39.7656
3	Paul FLETCHER	2	18.654	00:50:53	39.7573

#### Women A Grade

Place	Name	Laps	Ave km/h	Total Time	Championship Points
1	Kate KELLETT	3	22.958	01:02:01	47.8426
2	Christy HARRIS	3	21.671	01:05:42	47.8212



# Geelong Mountain Bike Club Race Event Summary

Event name, location and date:

Summer 2025 Round 2 at Kurrajong Jumps on 31 January 2025



Lap distance:

7.910 kilometers

## Championship Leaderboard after Summer 2025 Round 2

### Men D Grade

Place	Name	Overall Rank	Ave km/h	Total Time
1	Kelly WESTON	16	18.37	84.3309
2	Paul FLETCHER	19	17.51	76.2918
3	Colin LINAHAN	21	15.71	76.2495
4	Alan HALLIGAN	43	19.40	39.7656
5	Theo BEKEMA	47	16.14	36.5318
6	Mick LAVERY	48	16.14	36.5317

## Championship Leaderboard after Summer 2025 Round 2

### Women A Grade

Place	Name	Overall Rank	Ave km/h	Total Time
1	Kate KELLETT	6	22.02	89.7139
2	Christy HARRIS	9	20.53	89.6645
3	Katriina DOWER	34	22.57	41.8962

## Championship Leaderboard after Summer 2025 Round 2

### Women B Grade

Place	Name	Overall Rank	Ave km/h	Total Time
1	Sally BROWN	20	17.17	76.2834
2	Heidi HUNT	33	19.87	47.7911
3	Amy TROTTER	45	19.13	39.7626
4	Johanna OLIVA	49	11.27	31.2339

## Leaderboard after Summer 2025 Round 2

### Men E Bike

Place	Name	Overall Rank	Ave km/h	Total Time
1	Peter HENKEL	28	21.97	47.8261

## GMBC Members' Championship Leaderboard after Summer 2025 Round 2

### Men D Grade

Place	Name	Total Rank	Overall GMBC Rank	Ave km/h	Championship Points
1	Kelly WESTON	16	1	18.37	84.3309
2	Paul FLETCHER	19	2	17.51	76.2918
3	Colin LINAHAN	21	3	15.71	76.2495
4	Alan HALLIGAN	43	4	19.40	39.7656
5	Theo BEKEMA	47	5	16.14	36.5318
6	Mick LAVERY	48	6	16.14	36.5317

## GMBC Members' Championship Leaderboard after Summer 2025 Round 2

### Women A Grade

Place	Name	Total Rank	Overall GMBC Rank	Ave km/h	Championship Points
1	Kate KELLETT	6	1	22.02	89.7139
2	Christy HARRIS	9	2	20.53	89.6645
3	Katriina DOWER	34	3	22.57	41.8962

## GMBC Members' Championship Leaderboard after Summer 2025 Round 2

### Women B Grade

Place	Name	Total Rank	Overall GMBC Rank	Ave km/h	Championship Points
1	Sally BROWN	20	1	17.17	76.2834
2	Heidi HUNT	33	2	19.87	47.7911
3	Amy TROTTER	45	3	19.13	39.7626
4	Johanna OLIVA	49	4	11.27	31.2339

## GMBC Members' Leaderboard after Summer 2025 Round 2

### Men E Bike

Place	Name	Total Rank	Overall GMBC Rank	Ave km/h	Championship Points
1	Peter HENKEL	28	1	21.97	47.8261

# Geelong Mountain Bike Club Race Event Summary

Series Number	2502
Event name, location and date	Summer 2025 Round 2 at Kurrajong Jumps on 31 January 2025
Lap distance	7.910 kilometers



## Event race details by categories

Men A Grade														
Place	Name	Overall Rank	LAP N*	Race Ave km/h	Total HH:MM:SS	LAP 1 MM:SS	LAP 2 MM:SS	LAP 3 MM:SS	Lap Ave MM:SS	Median MM:SS	Fastest Lap Lap N*	Fastest Lap Lap Time	Slowest Lap Lap N*	Slowest Lap Lap Time
1	Dominik DUDKIEWICZ	1	3	26.391	00:53:57	17:47	18:07	18:03	17:59	18:03	1	17:47	2	18:07
2	Jeffrey HUNT	2	3	25.662	00:55:29	18:09	18:26	18:54	18:30	18:26	1	18:09	3	18:54
3	Ian KELLY	3	3	25.045	00:56:51	18:01	19:00	19:50	18:57	19:00	1	18:01	3	19:50
4	Brett KELLETT	4	3	24.676	00:57:42	19:05	19:09	19:28	19:14	19:09	1	19:05	3	19:28
6	Riley FLAHERTY	5	3	24.562	00:57:58	18:42	19:44	19:32	19:19	19:32	1	18:42	2	19:44
7	Dyon BALDING	7	3	24.276	00:58:39	19:16	19:33	19:50	19:33	19:33	1	19:16	3	19:50

Men B Grade														
Place	Name	Overall Rank	LAP N*	Race Ave km/h	Total HH:MM:SS	LAP 1 MM:SS	LAP 2 MM:SS	LAP 3 MM:SS	Lap Ave MM:SS	Median MM:SS	Fastest Lap Lap N*	Fastest Lap Lap Time	Slowest Lap Lap N*	Slowest Lap Lap Time
1	Stuart KENT	8	3	24.187	00:58:52	19:32	19:49	19:31	19:37	19:32	3	19:31	2	19:49
2	Tristano CRISTOFOLI	9	3	24.119	00:59:02	19:42	19:41	19:39	19:41	19:41	3	19:39	1	19:42
3	Mark RAYSON	10	3	23.566	01:00:25	19:49	20:15	20:21	20:08	20:15	1	19:49	3	20:21
4	Phil O'NEIL	11	3	23.076	01:01:42	19:56	20:42	21:04	20:34	20:42	1	19:56	3	21:04
5	Sam RAYSON	13	3	22.416	01:03:31	20:23	20:52	22:16	21:10	20:52	1	20:23	3	22:16
6	Tim ROWE	14	3	22.189	01:04:10	20:41	21:36	21:53	21:23	21:36	1	20:41	3	21:53
7	David KEIR	17	3	21.804	01:05:18	20:49	22:14	22:15	21:46	22:14	1	20:49	3	22:15
8	Gerard MCHUGH	33	2	19.293	00:49:12	23:08	26:04	00:00	24:36	24:36	1	23:08	2	26:04

Men C Grade														
Place	Name	Overall Rank	LAP N*	Race Ave km/h	Total HH:MM:SS	LAP 1 MM:SS	LAP 2 MM:SS	LAP 3 MM:SS	Lap Ave MM:SS	Median MM:SS	Fastest Lap Lap N*	Fastest Lap Lap Time	Slowest Lap Lap N*	Slowest Lap Lap Time
1	Vincent TROTTER	16	3	21.843	01:05:11	21:21	21:55	21:55	21:44	21:55	1	21:21	2	21:55
2	Alan MADDICK	18	3	21.748	01:05:28	21:59	21:47	21:42	21:49	21:47	3	21:42	1	21:59
3	Rodney SULLIVAN	19	3	21.688	01:05:39	21:42	21:55	22:02	21:53	21:55	1	21:42	3	22:02
4	Martin KEIR	21	3	21.546	01:06:05	21:41	21:53	22:31	22:02	21:53	1	21:41	3	22:31
5	Tom MALONEY	22	3	21.283	01:06:54	21:29	22:16	23:09	22:18	22:16	1	21:29	3	23:09
6	Eric VAN DAM	23	3	21.172	01:07:15	21:53	22:33	22:49	22:25	22:33	1	21:53	3	22:49
7	Ewan SULLIVAN	24	3	20.403	01:09:47	21:59	23:49	23:59	23:16	23:49	1	21:59	3	23:59
8	Jon PENDLEBURY	25	3	20.350	01:09:58	22:35	23:37	23:46	23:19	23:37	1	22:35	3	23:46
9	Ben WILLIAMS	26	3	20.325	01:10:03	21:59	23:49	24:15	23:21	23:49	1	21:59	3	24:15
10	Scott WILLIAMS	27	3	20.021	01:11:07	22:31	23:57	24:39	23:42	23:57	1	22:31	3	24:39
11	Nick PILE	30	3	19.267	01:13:54	22:42	24:47	26:25	24:38	24:47	1	22:42	3	26:25
12	Brad SAUNDERS	31	2	21.172	00:44:50	21:54	22:56	00:00	22:25	22:25	1	21:54	2	22:56

# Geelong Mountain Bike Club Race Event Summary

Series Number	2502
Event name, location and date	Summer 2025 Round 2 at Kurrajong Jumps on 31 January 2025
Lap distance	7.910 kilometers



Men D Grade														
Place	Name	Overall Rank	LAP N°	Race Ave km/h	Total HH:MM:SS	LAP 1 MM:SS	LAP 2 MM:SS	LAP 3 MM:SS	Lap Ave MM:SS	Median MM:SS	Fastest Lap Lap N°	Fastest Lap Lap Time	Slowest Lap Lap N°	Slowest Lap Lap Time
1	Kelly WESTON	29	3	19.585	01:12:42	23:31	24:16	24:55	24:14	24:16	1	23:31	3	24:55
2	Alan HALLIGAN	32	2	19.404	00:48:55	24:24	24:31	00:00	24:28	24:28	1	24:24	2	24:31
3	Paul FLETCHER	35	2	18.654	00:50:53	25:00	25:53	00:00	25:27	25:27	1	25:00	2	25:53
4	Colin LINAHAN	37	2	16.810	00:56:28	27:17	29:11	00:00	28:14	28:14	1	27:17	2	29:11
Women A Grade														
Place	Name	Overall Rank	LAP N°	Race Ave km/h	Total HH:MM:SS	LAP 1 MM:SS	LAP 2 MM:SS	LAP 3 MM:SS	Lap Ave MM:SS	Median MM:SS	Fastest Lap Lap N°	Fastest Lap Lap Time	Slowest Lap Lap N°	Slowest Lap Lap Time
1	Kate KELLETT	12	3	22.958	01:02:01	20:15	20:42	21:04	20:40	20:42	1	20:15	3	21:04
2	Christy HARRIS	20	3	21.671	01:05:42	21:21	22:06	22:15	21:54	22:06	1	21:21	3	22:15
Women B Grade														
Place	Name	Overall Rank	LAP N°	Race Ave km/h	Total HH:MM:SS	LAP 1 MM:SS	LAP 2 MM:SS	LAP 3 MM:SS	Lap Ave MM:SS	Median MM:SS	Fastest Lap Lap N°	Fastest Lap Lap Time	Slowest Lap Lap N°	Slowest Lap Lap Time
1	Heidi HUNT	28	3	19.867	01:11:40	22:46	24:24	24:30	23:53	24:24	1	22:46	3	24:30
2	Amy TROTTER	34	2	19.131	00:49:37	24:22	25:15	00:00	24:48	24:48	1	24:22	2	25:15
3	Sally BROWN	36	2	18.612	00:51:00	25:11	25:49	00:00	25:30	25:30	1	25:11	2	25:49
Men E Bike														
Place	Name	Overall Rank	LAP N°	Race Ave km/h	Total HH:MM:SS	LAP 1 MM:SS	LAP 2 MM:SS	LAP 3 MM:SS	Lap Ave MM:SS	Median MM:SS	Fastest Lap Lap N°	Fastest Lap Lap Time	Slowest Lap Lap N°	Slowest Lap Lap Time
1	Peter HENKEL	15	3	21.967	01:04:49	21:45	22:03	21:01	21:36	21:45	3	21:01	2	22:03