

Geelong Mountain Bike Club Race Event Summary



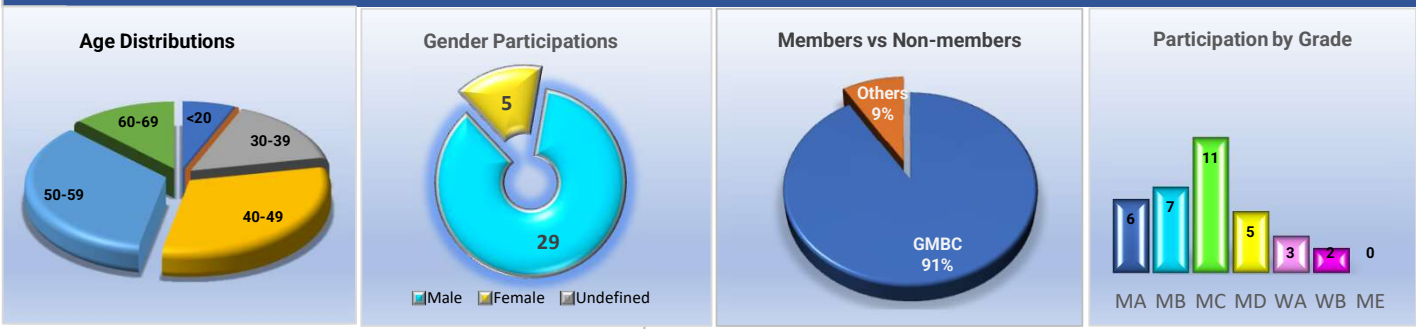
Event name, location and date:

Summer 2025 Round 1 at Stockyards on 24 January 2025

Lap distance:

5.190 kilometers

Dashboard



Race Average Speed Thresholds

MA	Men A grade	22.10 km/h to 24.13 km/h
MB	Men B grade	20.26 km/h to 22.53 km/h
MC	Men C grade	17.10 km/h to 20.69 km/h
MD	Men D grade	14.62 km/h to 17.16 km/h
WA	Women A grade	19.40 km/h to 22.57 km/h
WB	Women B grade	11.27 km/h to 15.73 km/h
ME	Men E Bike	0.00 km/h to 0.00 km/h
WE	Women E Bike	0.00 km/h to 0.00 km/h

Podium finishers by categories

All Riders

Men A Grade

Place	Name	Laps	Ave km/h	Total Time
1	Dominik DUDKIEWICZ	4	24.132	00:51:37
2	Brett KELLETT	4	22.946	00:54:17
3	Riley FLAHERTY	4	22.799	00:54:38

Men B Grade

Place	Name	Laps	Ave km/h	Total Time
1	Tristano CRISTOFOLI	4	22.531	00:55:17
2	David GRAY	4	22.144	00:56:15
3	Stuart KENT	4	22.053	00:56:29

Men C Grade

Place	Name	Laps	Ave km/h	Total Time
1	Lucas SPROSON	4	20.691	01:00:12
2	Rodney SULLIVAN	4	19.307	01:04:31
3	Ewan SULLIVAN	4	19.139	01:05:05

Men D Grade

Place	Name	Laps	Ave km/h	Total Time
1	Kelly WESTON	3	17.162	00:54:26
2	Paul FLETCHER	3	16.361	00:57:06
3	Theo BEKEMA	3	16.144	00:57:52

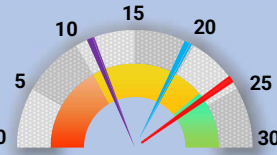
Women A Grade

Place	Name	Laps	Ave km/h	Total Time
1	Katriina DOWER	4	22.572	00:55:11
2	Kate KELLETT	4	21.076	00:59:06
3	Christy HARRIS	4	19.397	01:04:13

Women B Grade

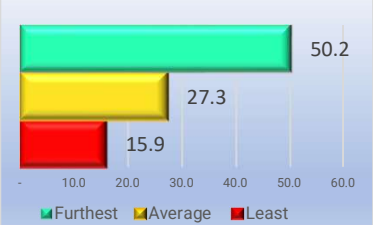
Place	Name	Laps	Ave km/h	Total Time
1	Sally BROWN	3	15.727	00:59:24
2	Johanna OLIVA	2	11.269	00:55:16

Race Average Speed (km/h)



The race
 Slowest speed was 11.3 km/h
 Average speed was 19.5 km/h
 Fastest speed was 24.1 km/h

Distance travelled to race (km)



Geelong Mountain Bike Club Members

Men A Grade

Place	Name	Laps	Ave km/h	Total Time	Championship Points
1	Dominik DUDKIEWICZ	4	24.132	00:51:37	41.9222
2	Brett KELLETT	4	22.946	00:54:17	41.9024
3	Riley FLAHERTY	4	22.799	00:54:38	41.9000

Men B Grade

Place	Name	Laps	Ave km/h	Total Time	Championship Points
1	Tristano CRISTOFOLI	4	22.531	00:55:17	41.8955
2	David GRAY	4	22.144	00:56:15	41.8891
3	Stuart KENT	4	22.053	00:56:29	41.8875

Men C Grade

Place	Name	Laps	Ave km/h	Total Time	Championship Points
1	Lucas SPROSON	4	20.691	01:00:12	41.8649
2	Rodney SULLIVAN	4	19.307	01:04:31	41.8418
3	Ewan SULLIVAN	4	19.139	01:05:05	41.8390

Men D Grade

Place	Name	Laps	Ave km/h	Total Time	Championship Points
1	Kelly WESTON	3	17.162	00:54:26	36.5445
2	Paul FLETCHER	3	16.361	00:57:06	36.5345
3	Theo BEKEMA	3	16.144	00:57:52	36.5318

Women A Grade

Place	Name	Laps	Ave km/h	Total Time	Championship Points
1	Katriina DOWER	4	22.572	00:55:11	41.8962
2	Kate KELLETT	4	21.076	00:59:06	41.8713
3					

Women B Grade

Place	Name	Laps	Ave km/h	Total Time	Championship Points
1	Sally BROWN	3	15.727	00:59:24	36.5266
2	Johanna OLIVA	2	11.269	00:55:16	31.2339

Geelong Mountain Bike Club Race Event Summary

Event name, location and date:

Summer 2025 Round 1 at Stockyards on 24 January 2025



Lap distance:

5.190 kilometers

Championship Leaderboard after Summer 2025 Round 1

Men A Grade

Place	Name	Overall Rank	Ave km/h	Total Time
1	Dominik DUDKIEWICZ	1	24.13	41.9222
2	Brett KELLETT	2	22.95	41.9024
3	Riley FLAHERTY	3	22.80	41.9000
4	Rodney COMMERFORD	6	22.42	41.8936
5	Chris PEARCE	8	22.10	41.8883
6	Ryan HOLMBERG	34	23.59	26.0483

Championship Leaderboard after Summer 2025 Round 1

Men B Grade

Place	Name	Overall Rank	Ave km/h	Total Time
1	Tristano CRISTOFOLI	5	22.53	41.8955
2	David GRAY	7	22.14	41.8891
3	Stuart KENT	9	22.05	41.8875
4	Justin VOLLERUP	10	21.86	41.8843
5	Christopher FICE	12	20.98	41.8696
6	Tim ROWE	14	20.66	41.8644
7	Phil O'NEIL	15	20.26	41.8577

Championship Leaderboard after Summer 2025 Round 1

Men C Grade

Place	Name	Overall Rank	Ave km/h	Total Time
1	Lucas SPROSON	13	20.69	41.8649
2	Rodney SULLIVAN	17	19.31	41.8418
3	Ewan SULLIVAN	18	19.14	41.8390
4	Eric VAN DAM	19	18.83	41.8338
5	Andrew NOYE	20	18.55	41.8292
6	Vincent TROTTER	21	18.46	41.8277
7	Ben WILLIAMS	22	18.28	36.5584
8	Scott WILLIAMS	23	17.72	36.5514
9	Stephen WILKIN	24	17.18	36.5447
10	Nick PILE	26	17.10	36.5437
11	Martin KEIR	32	19.75	31.3046

Championship Leaderboard after Summer 2025 Round 1

Men D Grade

Place	Name	Overall Rank	Ave km/h	Total Time
1	Kelly WESTON	25	17.16	36.5445
2	Paul FLETCHER	27	16.36	36.5345
3	Theo BEKEMA	28	16.14	36.5318
4	Mick LAVERY	29	16.14	36.5317
5	Colin LINAHAN	31	14.62	36.5127

Championship Leaderboard after Summer 2025 Round 1

Women A Grade

Place	Name	Overall Rank	Ave km/h	Total Time
1	Katriina DOWER	4	22.57	41.8962
2	Kate KELLETT	11	21.08	41.8713
3	Christy HARRIS	16	19.40	41.8433

Championship Leaderboard after Summer 2025 Round 1

Women B Grade

Place	Name	Overall Rank	Ave km/h	Total Time
1	Sally BROWN	30	15.73	36.5266
2	Johanna OLIVA	33	11.27	31.2339

GMBC Members' Championship Leaderboard after Summer 2025 Round 1

Men A Grade

Place	Name	Total Rank	Overall GMBC Rank	Ave km/h	Championship Points
1	Dominik DUDKIEWICZ	1	1	24.13	41.9222
2	Brett KELLETT	2	2	22.95	41.9024
3	Riley FLAHERTY	3	3	22.80	41.9000
4	Chris PEARCE	8	4	22.10	41.8883
5	Ryan HOLMBERG	34	5	23.59	26.0483
6					

GMBC Members' Championship Leaderboard after Summer 2025 Round 1

Men B Grade

Place	Name	Total Rank	Overall GMBC Rank	Ave km/h	Championship Points
1	Tristano CRISTOFOLI	5	1	22.53	41.8955
2	David GRAY	7	2	22.14	41.8891
3	Stuart KENT	9	3	22.05	41.8875
4	Justin VOLLERUP	10	4	21.86	41.8843
5	Christopher FICE	12	5	20.98	41.8696
6	Tim ROWE	14	6	20.66	41.8644
7	Phil O'NEIL	15	7	20.26	41.8577

GMBC Members' Championship Leaderboard after Summer 2025 Round 1

Men C Grade

Place	Name	Total Rank	Overall GMBC Rank	Ave km/h	Championship Points
1	Lucas SPROSON	13	1	20.69	41.8649
2	Rodney SULLIVAN	17	2	19.31	41.8418
3	Ewan SULLIVAN	18	3	19.14	41.8390
4	Eric VAN DAM	19	4	18.83	41.8338
5	Andrew NOYE	20	5	18.55	41.8292
6	Vincent TROTTER	21	6	18.46	41.8277
7	Ben WILLIAMS	22	7	18.28	36.5584
8	Scott WILLIAMS	23	8	17.72	36.5514
9	Stephen WILKIN	24	9	17.18	36.5447
10	Nick PILE	26	10	17.10	36.5437
11	Martin KEIR	32	11	19.75	31.3046

GMBC Members' Championship Leaderboard after Summer 2025 Round 1

Men D Grade

Place	Name	Total Rank	Overall GMBC Rank	Ave km/h	Championship Points
1	Kelly WESTON	25	1	17.16	36.5445
2	Paul FLETCHER	27	2	16.36	36.5345
3	Theo BEKEMA	28	3	16.14	36.5318
4	Colin LINAHAN	31	4	14.62	36.5127
5					

GMBC Members' Championship Leaderboard after Summer 2025 Round 1

Women A Grade

Place	Name	Total Rank	Overall GMBC Rank	Ave km/h	Championship Points
1	Katriina DOWER	4	1	22.57	41.8962
2	Kate KELLETT	11	2	21.08	41.8713
3					

GMBC Members' Championship Leaderboard after Summer 2025 Round 1

Women B Grade

Place	Name	Total Rank	Overall GMBC Rank	Ave km/h	Championship Points
1	Sally BROWN	30	1	15.73	36.5266
2	Johanna OLIVA	33	2	11.27	31.2339

Geelong Mountain Bike Club Race Event Summary

Series Number	2501
Event name, location and date	Summer 2025 Round 1 at Stockyards on 24 January 2025
Lap distance	5.190 kilometers



Event race details by categories

Men A Grade

Place	Name	Overall Rank	LAP N°	Race Ave km/h	Total HH:MM:SS	LAP 1 MM:SS	LAP 2 MM:SS	LAP 3 MM:SS	LAP 4 MM:SS	Lap Ave MM:SS	Median MM:SS	Fastest Lap Lap N°	Fastest Lap Lap Time	Slowest Lap Lap N°	Slowest Lap Lap Time
1	Dominik DUDKIEWICZ	1	4	24.132	00:51:37	12:40	12:52	12:59	13:06	12:54	12:56	1	12:40	4	13:06
2	Brett KELLETT	2	4	22.946	00:54:17	13:11	13:37	13:46	13:43	13:34	13:40	1	13:11	3	13:46
3	Riley FLAHERTY	3	4	22.799	00:54:38	13:12	13:37	13:45	14:04	13:39	13:41	1	13:12	4	14:04
4	Rodney COMMERFORD	6	4	22.416	00:55:34	13:27	14:10	14:13	13:44	13:54	13:57	1	13:27	3	14:13
5	Chris PEARCE	8	4	22.098	00:56:22	13:34	14:06	14:12	14:30	14:05	14:09	1	13:34	4	14:30
6	Ryan HOLMBERG	34	1	23.591	00:13:12	13:12	00:00	00:00	00:00	13:12	13:12	1	13:12	1	13:12

Men B Grade

Place	Name	Overall Rank	LAP N°	Race Ave km/h	Total HH:MM:SS	LAP 1 MM:SS	LAP 2 MM:SS	LAP 3 MM:SS	LAP 4 MM:SS	Lap Ave MM:SS	Median MM:SS	Fastest Lap Lap N°	Fastest Lap Lap Time	Slowest Lap Lap N°	Slowest Lap Lap Time
1	Tristano CRISTOFOLI	5	4	22.531	00:55:17	13:44	13:38	14:10	13:45	13:49	13:44	2	13:38	3	14:10
2	David GRAY	7	4	22.144	00:56:15	13:46	14:14	14:19	13:56	14:04	14:05	1	13:46	3	14:19
3	Stuart KENT	9	4	22.053	00:56:29	13:52	14:16	14:37	13:44	14:07	14:04	4	13:44	3	14:37
4	Justin VOLLERUP	10	4	21.859	00:56:59	13:45	14:16	14:19	14:39	14:15	14:18	1	13:45	4	14:39
5	Christopher FICE	12	4	20.976	00:59:23	14:33	14:49	14:57	15:04	14:51	14:53	1	14:33	4	15:04
6	Tim ROWE	14	4	20.662	01:00:17	14:47	15:05	15:12	15:13	15:04	15:08	1	14:47	4	15:13
7	Phil O'NEIL	15	4	20.265	01:01:28	14:49	15:04	15:34	16:01	15:22	15:19	1	14:49	4	16:01

Men C Grade

Place	Name	Overall Rank	LAP N°	Race Ave km/h	Total HH:MM:SS	LAP 1 MM:SS	LAP 2 MM:SS	LAP 3 MM:SS	LAP 4 MM:SS	Lap Ave MM:SS	Median MM:SS	Fastest Lap Lap N°	Fastest Lap Lap Time	Slowest Lap Lap N°	Slowest Lap Lap Time
1	Lucas SPROSON	13	4	20.691	01:00:12	14:43	15:13	14:59	15:17	15:03	15:06	1	14:43	4	15:17
2	Rodney SULLIVAN	17	4	19.307	01:04:31	15:12	16:18	16:54	16:07	16:08	16:12	1	15:12	3	16:54
3	Ewan SULLIVAN	18	4	19.139	01:05:05	15:38	16:06	16:45	16:36	16:16	16:21	1	15:38	3	16:45
4	Eric VAN DAM	19	4	18.830	01:06:09	15:55	16:26	16:44	17:04	16:32	16:35	1	15:55	4	17:04
5	Andrew NOYE	20	4	18.550	01:07:09	15:55	16:27	16:23	18:24	16:47	16:25	1	15:55	4	18:24
6	Vincent TROTTER	21	4	18.462	01:07:28	15:20	16:28	16:56	18:44	16:52	16:42	1	15:20	4	18:44
7	Ben WILLIAMS	22	3	18.276	00:51:07	15:51	17:00	18:16	00:00	17:02	17:00	1	15:51	3	18:16
8	Scott WILLIAMS	23	3	17.716	00:52:44	16:45	17:47	18:12	00:00	17:35	17:47	1	16:45	3	18:12
9	Stephen WILKIN	24	3	17.178	00:54:23	17:03	19:07	18:13	00:00	18:08	18:13	1	17:03	2	19:07
10	Nick PILE	26	3	17.099	00:54:38	17:08	18:41	18:49	00:00	18:13	18:41	1	17:08	3	18:49
11	Martin KEIR	32	2	19.751	00:31:32	15:36	15:56	00:00	00:00	15:46	15:46	1	15:36	2	15:56

Men D Grade

Place	Name	Overall Rank	LAP N°	Race Ave km/h	Total HH:MM:SS	LAP 1 MM:SS	LAP 2 MM:SS	LAP 3 MM:SS	LAP 4 MM:SS	Lap Ave MM:SS	Median MM:SS	Fastest Lap Lap N°	Fastest Lap Lap Time	Slowest Lap Lap N°	Slowest Lap Lap Time
1	Kelly WESTON	25	3	17.162	00:54:26	18:26	18:17	17:43	00:00	18:09	18:17	3	17:43	1	18:26
2	Paul FLETCHER	27	3	16.361	00:57:06	18:33	19:21	19:12	00:00	19:02	19:12	1	18:33	2	19:21
3	Theo BEKEMA	28	3	16.144	00:57:52	19:40	19:08	19:04	00:00	19:17	19:08	3	19:04	1	19:40
4	Mick LAVERY	29	3	16.139	00:57:53	19:39	19:14	19:00	00:00	19:18	19:14	3	19:00	1	19:39
5	Colin LINAHAN	31	3	14.620	01:03:54	19:38	22:30	21:46	00:00	21:18	21:46	1	19:38	2	22:30

Women A Grade

Geelong Mountain Bike Club Race Event Summary

Series Number	2501
Event name, location and date	Summer 2025 Round 1 at Stockyards on 24 January 2025
Lap distance	5.190 kilometers



Place	Name	Overall Rank	LAP N°	Race Ave km/h	Total HH:MM:SS	LAP 1 MM:SS	LAP 2 MM:SS	LAP 3 MM:SS	LAP 4 MM:SS	Lap Ave MM:SS	Median MM:SS	Fastest Lap Lap N°	Fastest Lap Lap Time	Slowest Lap Lap N°	Slowest Lap Lap Time
1	Katriina DOWER	4	4	22.572	00:55:11	13:43	13:43	13:45	14:00	13:48	13:44	1	13:43	4	14:00
2	Kate KELLETT	11	4	21.076	00:59:06	14:32	14:46	14:56	14:52	14:46	14:49	1	14:32	3	14:56
3	Christy HARRIS	16	4	19.397	01:04:13	15:09	16:17	16:13	16:34	16:03	16:15	1	15:09	4	16:34

Women B Grade

Place	Name	Overall Rank	LAP N°	Race Ave km/h	Total HH:MM:SS	LAP 1 MM:SS	LAP 2 MM:SS	LAP 3 MM:SS	LAP 4 MM:SS	Lap Ave MM:SS	Median MM:SS	Fastest Lap Lap N°	Fastest Lap Lap Time	Slowest Lap Lap N°	Slowest Lap Lap Time
1	Sally BROWN	30	3	15.727	00:59:24	19:46	19:47	19:51	00:00	19:48	19:47	1	19:46	3	19:51
2	Johanna OLIVA	33	2	11.269	00:55:16	27:22	27:54	00:00	00:00	27:38	27:38	1	27:22	2	27:54