

Geelong Mountain Bike Club Race Event Summary



Event name, location and date:

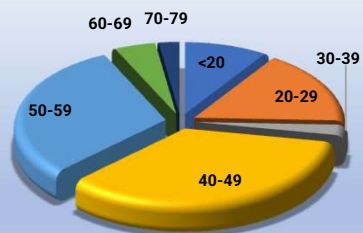
Autumn 2024 Round 1 at Stockyards on 13 April 2024

Lap distance:

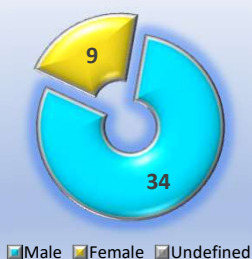
5.400 kilometers

Dashboard

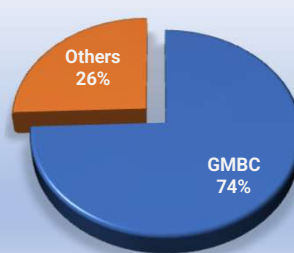
Age Distributions



Gender Participations



Members vs Non-members



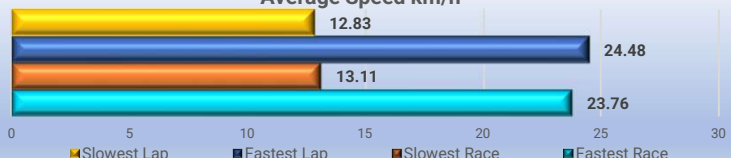
Participation by Grade



Race Average Speed Thresholds

MA	Men A grade	18.13 km/h to 23.85 km/h
MB	Men B grade	19.64 km/h to 21.25 km/h
MC	Men C grade	16.32 km/h to 19.67 km/h
MC	Men D grade	12.99 km/h to 17.70 km/h
MC	Women A grade	17.41 km/h to 20.66 km/h
WB	Women B grade	16.79 km/h to 17.77 km/h

Average Speed km/h



Podium finishers by categories

All Riders

Men A Grade				
Place	Name	Laps	Ave km/h	Total Time
1	Will Djatschenko	6	23.853	81.50
2	Tom Ovens	6	23.564	82.5
3	Jeffery Hunt	6	22.724	85.55

Men B Grade				
Place	Name	Laps	Ave km/h	Total Time
1	Tom Crawford	5	21.2543	76.22
2	Michael Farr	5	21.1516	76.59
3	Todd Lewis	5	20.9682	77.26

Men C Grade				
Place	Name	Laps	Ave km/h	Total Time
1	Anders Stenhouse	5	19.6697	82.36
2	Lachlan Johnson	5	19.1852	84.44
3	Rodney Sullivan	5	19.0342	85.11

Men D Grade				
Place	Name	Laps	Ave km/h	Total Time
1	Michael Warren	5	17.6952	91.55
2	David Jakic	4	17.1906	75.39
3	Ewan Sullivan	4	16.7334	77.45

Women A Grade				
Place	Name	Laps	Ave km/h	Total Time
1	Kate Kellett	5	20.6606	78.41
2	Christy Harris	5	18.9918	85.30
3	Fiona Mathews	5	18.9562	85.46

Women B Grade				
Place	Name	Laps	Ave km/h	Total Time
1	Annabel Eisner	5	17.7651	91.19
2	Birte Knaus	4	17.4592	74.23
3	Kate Eisner	4	17.2134	75.29

Geelong Mountain Bike Club

Men A Grade					
Place	Name	Laps	Ave km/h	Total Time	Championship Points
1	Will Djatschenko	6	23.853	81.50	65.1975
2	Jeffery Hunt	6	22.724	85.55	65.1787
3	Herbert Henkel	6	21.248	91.49	65.1541

Men B Grade					
Place	Name	Laps	Ave km/h	Total Time	Championship Points
1	Tom Crawford	5	21.254	76.22	59.6952
2	Todd Lewis	5	20.968	77.26	59.6912
3	Phil O'Neil	5	20.65	78.45	59.6868

Men C Grade					
Place	Name	Laps	Ave km/h	Total Time	Championship Points
1	Anders Stenhouse	5	19.67	82.36	59.6732
2	Rodney Sullivan	5	19.034	85.11	59.6644
3	Richard Eisner	5	18.743	86.43	59.6603

Men D Grade					
Place	Name	Laps	Ave km/h	Total Time	Championship Points
1	Michael Warren	5	17.695	91.55	59.6458
2	Ewan Sullivan	4	16.733	77.45	54.1859
3	Nicholas Hughes	4	15.786	82.10	54.1754

Women A Grade					
Place	Name	Laps	Ave km/h	Total Time	Championship Points
1	Kate Kellett	5	20.661	78.41	59.6870
2	Christy Harris	5	18.992	85.30	59.6638
3	Kate Ross	4	17.415	74.42	54.1935

Women B Grade					
Place	Name	Laps	Ave km/h	Total Time	Championship Points
1	Annabel Eisner	5	17.765	91.19	59.6467
2	Birte Knaus	4	17.459	74.23	54.1940
3	Kate Eisner	4	17.213	75.29	54.1913

Geelong Mountain Bike Club Race Event Summary



Event name, location and date: **Autumn 2024 Round 1 at Stockyards on 13 April 2024**

Lap distance: **5.400 kilometers**

Season standing after Autumn 2024 Round 1

Men A Grade				
Place	Name	Overall Rank	Ave km/h	Points
1	Will Djatschenko	1	25.88	514.2363
2	Chris Pearce	9	21.39	384.6746
3	Cameron Shakespeare	12	25.87	365.3269
4	Jeffery Hunt	16	24.91	334.2088
5	Jack Lamshed	20	28.73	302.6214
6	Stuart Brown	21	23.44	302.5118
7	Steve Whitford	22	27.68	302.2231
8	Ashley Goldstraw	26	26.19	292.2210
9	Robert Wood	27	26.27	286.4211
10	Scott Gavens	28	26.40	286.4148
11	Herbert Henkel	29	24.24	286.1768
12	Riley Flaherty	35	25.22	262.6179
13	Jeremy Baker	37	27.52	258.4153
14	Zachary Edwards-Simes	41	26.12	248.4137
15	Mark Mathews	62	26.75	200.6223
16	Sam Chancellor	69	27.92	180.0078
17	Patrick Ruggles	70	27.30	180.0076
18	Steven Sullivan	71	26.52	180.0074
19	Ian Kelly	73	26.82	170.0066
20	Dave Spink	74	26.56	170.0066
21	Peter Cottam	75	26.24	170.0065
22	Andrew Murdoch	77	24.90	170.0061
23	Sam Krajnik	82	27.00	160.0058
24	Paul Gerloff	92	27.67	152.6154
25	Timothy Green	98	26.29	140.0041
26	Zac Anderson	99	24.41	140.0038
27	Ty Whitford	120	29.57	74.2082
28	Jett Whitford	121	28.85	74.2080
29	Daniel Quin	124	26.74	72.8064
30	Steve Baxter	126	25.45	72.8061
31	Brett Klopfer	131	25.14	68.9060
32	Tom Ovens	141	23.56	65.1927
33	Steven Mackenzie	165	14.68	44.8006

GMBC Season standing after Autumn 2024 Round 1

Men A Grade					
Place	Name	Total Rank	Overall GMBC Rank	Ave km/h	Championship Points
1	Will Djatschenko	1	1	25.88	514.2363
2	Chris Pearce	9	2	21.39	384.6746
3	Cameron Shakespeare	12	3	25.87	365.3269
4	Jeffery Hunt	16	4	24.91	334.2088
5	Jack Lamshed	20	5	28.73	302.6214
6	Stuart Brown	21	6	23.44	302.5118
7	Steve Whitford	22	7	27.68	302.2231
8	Ashley Goldstraw	26	8	26.19	292.2210
9	Robert Wood	27	9	26.27	286.4211
10	Scott Gavens	28	10	26.40	286.4148
11	Herbert Henkel	29	11	24.24	286.1768
12	Riley Flaherty	35	12	25.22	262.6179
13	Zachary Edwards-Simes	41	13	26.12	248.4137
14	Mark Mathews	62	14	26.75	200.6223
15	Sam Chancellor	69	15	27.92	180.0078
16	Ian Kelly	73	16	26.82	170.0066
17	Timothy Green	98	17	26.29	140.0041
18	Ty Whitford	120	18	29.57	74.2082
19	Jett Whitford	121	19	28.85	74.2080
20	Daniel Quin	124	20	26.74	72.8064
21	Steven Mackenzie	165	21	14.68	44.8006
22					
23					
24					
25					
26					
27					
28					
29					
30					
31					
32					
33					

Geelong Mountain Bike Club Race Event Summary

Event name, location and date:

Autumn 2024 Round 1 at Stockyards on 13 April 2024



Lap distance:

5.400 kilometers

Championship Leaderboard after Autumn 2024 Round 1

Men B Grade				
Place	Name	Overall Rank	Ave km/h	Points
1	David Keir	2	22.11	484.0033
2	Todd Lewis	4	23.13	446.9178
3	Justin Vollerup	5	23.39	420.3146
4	Phil O'Neil	8	22.49	391.2099
5	Christopher Fice	15	25.16	340.2225
6	Gavin Erickson	18	24.37	311.7176
7	Adrian Dillon	24	26.06	296.4209
8	David Higgins	31	25.95	276.4192
9	David Gray	44	23.57	234.6116
10	Nathan Clarke	45	25.10	232.8114
11	Ryan Lloyd	48	25.20	222.8107
12	Tony French	52	23.56	218.0124
13	Brent Mackenzie	55	24.06	212.8097
14	Kane Airey	56	24.34	212.8096
15	Finn Buckley	57	23.63	208.0117
16	Matt Mulligan	58	23.16	208.0114
17	Tom Crawford	63	22.97	198.5082
18	Matt Seehusen	67	24.92	189.7187
19	Mark Rayson	76	25.41	170.0063
20	Luke Donaldson	79	23.67	170.0058
21	Fraser Marshall	83	23.15	160.0050
22	Jason Marsh	85	22.20	160.0048
23	Kris Flynn	89	21.40	160.0046
24	Brad Davies	93	25.07	150.0046
25	Michael Farr	105	23.71	133.9011
26	Will Tarenidis	106	23.97	133.5116
27	David Allen	110	22.67	129.7103
28	Alan Flaherty	117	21.40	105.0100
29	Lucas Spargo	122	26.61	74.2074
30	Neil Oleary	123	26.12	74.2073
31	Hayden Vimpani	125	26.59	72.8063
32	Justin Matthews	133	24.71	68.9059
33	Andrew Mackenzie	138	22.27	68.9053
34	James Morton	142	23.55	64.6058
35	Rodney Commerford	143	23.32	64.6058
37	Ben Lord	148	20.11	59.6793
38	Chris Ruddock	150	19.98	59.6774
39	Anthony Natoli	151	19.87	59.6760
40	Lucas Sproson	152	19.66	59.6730
41	Rod Stormonth	161	23.15	48.0064

GMBC Championship Leaderboard after Autumn 2024 Round 1

Men B Grade					
Place	Name	Total Rank	Overall GMBC Rank	Ave km/h	Championship Points
1	David Keir	2	1	22.11	484.0033
2	Todd Lewis	4	2	23.13	446.9178
3	Phil O'Neil	8	3	22.49	391.2099
4	Christopher Fice	15	4	25.16	340.2225
5	Gavin Erickson	18	5	24.37	311.7176
6	Adrian Dillon	24	6	26.06	296.4209
7	David Higgins	31	7	25.95	276.4192
8	David Gray	44	8	23.57	234.6116
9	Nathan Clarke	45	9	25.10	232.8114
10	Ryan Lloyd	48	10	25.20	222.8107
11	Tony French	52	11	23.56	218.0124
12	Kane Airey	56	12	24.34	212.8096
13	Tom Crawford	63	13	22.97	198.5082
14	Mark Rayson	76	14	25.41	170.0063
15	Luke Donaldson	79	15	23.67	170.0058
16	Fraser Marshall	83	16	23.15	160.0050
17	Will Tarenidis	106	17	23.97	133.5116
18	David Allen	110	18	22.67	129.7103
19	Alan Flaherty	117	19	21.40	105.0100
20	Lucas Spargo	122	20	26.61	74.2074
21	Neil Oleary	123	21	26.12	74.2073
22	James Morton	142	22	23.55	64.6058
23	Rodney Commerford	143	23	23.32	64.6058
24	Mark Hooper	149	24	20.11	59.6793
25	Anthony Natoli	151	25	19.87	59.6760
26	Lucas Sproson	152	26	19.66	59.6730
27	Rod Stormonth	161	27	23.15	48.0064
28					
29					
30					
31					
32					
33					
34					
35					
37					
38					
39					
40					
41					

Geelong Mountain Bike Club Race Event Summary

Event name, location and date:

Autumn 2024 Round 1 at Stockyards on 13 April 2024



Lap distance:

5.400 kilometers

Championship standing after Autumn 2024 Round 1

Men C Grade				
Place	Name	Overall Rank	Ave km/h	Points
1	Eric Van Dam	7	21.93	401.9243
2	Tim Rowe	11	23.26	366.3219
3	Nick Pile	13	18.56	363.3067
4	Tim Steer	19	23.51	303.6165
5	Anthony Speechley	23	23.03	297.4161
6	Andrew Noye	30	22.74	283.6146
7	Rodney Sullivan	32	20.03	270.4727
8	Martin Keir	33	18.78	270.4589
9	Luis Goldstraw	40	23.36	252.1144
10	Jon Pendlebury	42	19.21	239.0968
11	Nicholas Hughes	43	18.92	239.0908
12	Warren Harding	46	23.57	232.8107
13	Dan Hale	50	21.96	220.8095
14	John Heer	59	22.76	208.0112
15	Richard Eisner	64	20.71	193.2707
16	Shane Jenkin	68	18.95	180.0975
17	Joel Geysen	72	21.04	172.9143
18	Luke Hannah	78	24.47	170.0060
19	Glenn Withers	80	23.53	170.0058
20	Leigh Barratt	81	23.48	170.0058
21	Simon Bartlett	84	23.06	160.0050
22	Alan Maddick	86	22.10	160.0048
23	Craig Wallace	87	21.67	160.0047
24	Trent Heffer	88	21.65	160.0047
25	Ashlin Casey	90	21.28	160.0046
26	Trevor Hansen	91	20.84	160.0045
27	Scott Waldron	94	22.55	150.0042
28	Nicholas Kelly	95	21.89	150.0041
29	Adrian Kennedy	97	23.23	141.7111
30	Robert Mustard	101	19.16	140.0030
31	Anders Stenhouse	107	22.02	132.4790
32	Vincent Trotter	111	21.18	128.5603
33	David Lambourn	127	25.29	72.8060
34	Warwick Mcwaters	128	24.00	72.8057
35	Paul Muir	139	24.83	67.2049
36	Darren Cobain	146	19.11	63.6038
37	Cameron Gaze	147	19.79	60.8043
38	Lachlan Johnson	153	19.19	59.6665
39	Zae Cobain	163	16.36	47.7013
40	Noah Watts	164	16.27	47.7013
41	Mike Stephens	166	20.83	43.2046
42	Tyler Stormonth	172	27.06	33.6030
43	Chris Hoey	173	22.18	33.6025

GMBC Championship standing after Autumn 2024 Round 1

Men C Grade					
Place	Name	Total Rank	Overall GMBC Rank	Ave km/h	Championship Points
1	Eric Van Dam	7	1	21.93	401.9243
2	Tim Rowe	11	2	23.26	366.3219
3	Nick Pile	13	3	18.56	363.3067
4	Tim Steer	19	4	23.51	303.6165
5	Anthony Speechley	23	5	23.03	297.4161
6	Andrew Noye	30	6	22.74	283.6146
7	Rodney Sullivan	32	7	20.03	270.4727
8	Martin Keir	33	8	18.78	270.4589
9	Luis Goldstraw	40	9	23.36	252.1144
10	Jon Pendlebury	42	10	19.21	239.0968
11	Nicholas Hughes	43	11	18.92	239.0908
12	John Heer	59	12	22.76	208.0112
13	Richard Eisner	64	13	20.71	193.2707
14	Shane Jenkin	68	14	18.95	180.0975
15	Joel Geysen	72	15	21.04	172.9143
16	Luke Hannah	78	16	24.47	170.0060
17	Glenn Withers	80	17	23.53	170.0058
18	Leigh Barratt	81	18	23.48	170.0058
19	Craig Wallace	87	19	21.67	160.0047
20	Ashlin Casey	90	20	21.28	160.0046
21	Trevor Hansen	91	21	20.84	160.0045
22	Anders Stenhouse	107	22	22.02	132.4790
23	Vincent Trotter	111	23	21.18	128.5603
24	Warwick Mcwaters	128	24	24.00	72.8057
25	Paul Muir	139	25	24.83	67.2049
26	Cameron Gaze	147	26	19.79	60.8043
27	Mike Stephens	166	27	20.83	43.2046
28	Tyler Stormonth	172	28	27.06	33.6030
29	Chris Hoey	173	29	22.18	33.6025
30					
31					
32					
33					
34					
35					
36					
37					
38					
39					
40					
41					
42					
43					

Geelong Mountain Bike Club Race Event Summary

Event name, location and date:

Autumn 2024 Round 1 at Stockyards on 13 April 2024



Lap distance:

5.400 kilometers

Championship standing after Autumn 2024 Round 1

Men D Grade

Place	Name	Overall Rank	Ave km/h	Points
1	Colin Linahan	6	14.97	411.1232
2	Ben Van Duijne	10	18.26	381.5997
3	Paul Durante	36	16.65	261.1774
4	Paul Fletcher	39	19.89	256.8120
5	Ewan Sullivan	47	16.33	227.3897
6	Kyle Vos	49	21.92	222.8093
7	Amon Charles	51	14.84	219.6053
8	Rory Costelloe	53	20.69	217.2079
9	Theo Bekema	60	16.80	206.0051
10	Kelly Weston	61	16.29	204.9319
11	Paul Richards	96	21.42	150.0040
12	Stephen Johnson	102	18.02	140.0028
13	Brian Maloney	108	21.93	130.8087
14	Tom Maloney	112	21.07	125.8077
15	Mark Nuttall	114	20.54	110.4086
16	Robert Miller	116	18.89	106.8079
17	Matt Petersen	129	23.77	72.8057
18	Adam Carlyon	136	23.16	68.9055
19	Andrew Breach	140	20.89	67.2041
20	Sam Lynch	144	21.71	63.6043
21	Dominic Hughes	145	19.68	63.6039
22	Michael Warren	154	17.70	59.6458
23	Tom l'Anson	155	16.15	57.0030
24	David Jakic	159	17.19	54.1910
25	Max Sutton	160	13.58	53.2021
26	Ross Deacon	170	18.44	43.2041

Championship standing after Autumn 2024 Round 1

Women A Grade

Place	Name	Overall Rank	Ave km/h	Points
1	Christy Harris	3	21.14	470.1914
2	Katriina Dower	14	24.68	355.4249
3	Melissa Mackenzie	17	24.72	311.7179
4	Kate Kellett	25	22.20	294.2987
5	Heidi Hunt	38	18.87	257.3958
6	Fiona Mathews	118	20.61	102.8682
7	Odette Lynch	132	25.02	68.9060
8	Kate Ross	157	17.41	54.1935
9	Wendy Mc Alpine	162	23.14	48.0064

GMBC Championship standing after Autumn 2024 Round 1

Men D Grade

Place	Name	Total Rank	Overall GMBC Rank	Ave km/h	Championship Points
1	Colin Linahan	6	1	14.97	411.1232
2	Paul Durante	36	2	16.65	261.1774
3	Paul Fletcher	39	3	19.89	256.8120
4	Ewan Sullivan	47	4	16.33	227.3897
5	Amon Charles	51	5	14.84	219.6053
6	Rory Costelloe	53	6	20.69	217.2079
7	Theo Bekema	60	7	16.80	206.0051
8	Kelly Weston	61	8	16.29	204.9319
9	Stephen Johnson	102	9	18.02	140.0028
10	Mark Nuttall	114	10	20.54	110.4086
11	Robert Miller	116	11	18.89	106.8079
12	Adam Carlyon	136	12	23.16	68.9055
13	Michael Warren	154	13	17.70	59.6458
14	Ross Deacon	170	14	18.44	43.2041
15					
16					
17					
18					
19					
20					
21					
22					
23					
24					
25					
26					

GMBC Championship standing after Autumn 2024 Round 1

Women A Grade

Place	Name	Total Rank	Overall GMBC Rank	Ave km/h	Championship Points
1	Christy Harris	3	1	21.14	470.1914
2	Melissa Mackenzie	17	2	24.72	311.7179
3	Kate Kellett	25	3	22.20	294.2987
4	Kate Ross	157	4	17.41	54.1935
5					
6					
7					
8					
9					

Geelong Mountain Bike Club Race Event Summary

Event name, location and date:

Autumn 2024 Round 1 at Stockyards on 13 April 2024



Lap distance:

5.400 kilometers

Championship standing after Autumn 2024 Round 1

Women B Grade				
Place	Name	Overall Rank	Ave km/h	Points
1	Anna Sutton	34	17.19	270.4094
2	Miranda Coombs	54	19.25	213.6074
3	Annabel Eisner	65	19.77	193.2567
4	Monika Heer - Reichler	66	19.38	193.2079
5	Lisa Page	103	17.27	140.0027
6	Megan Lawson	104	15.85	140.0024
7	Delyth Lloyd	109	19.93	130.0025
8	Nicola Morris	113	20.95	110.4088
9	Alyssa Jones	115	17.40	107.3936
10	Erin Peelman	119	14.60	96.7047
11	Jess Bowen	130	22.95	72.8055
12	Anna Hill	134	23.99	68.9057
13	Marissa Stone	135	23.64	68.9056
14	Rachel Swain	137	22.90	68.9055
15	Birte Knaus	156	17.46	54.1940
16	Kate Eisner	158	17.21	54.1913
17	Karen Brookes	167	20.66	43.2046
18	Isobel Heer	168	19.75	43.2044
19	Stella Goldstraw	169	19.75	43.2044
20	Lisa Stephens	171	18.26	43.2041

GMBC Championship standing after Autumn 2024 Round 1

Women B Grade					
Place	Name	Total Rank	Overall GMBC Rank	Ave km/h	Championship Points
1	Miranda Coombs	54	1	19.25	213.6074
2	Annabel Eisner	65	2	19.77	193.2567
3	Monika Heer - Reichler	66	3	19.38	193.2079
4	Lisa Page	103	4	17.27	140.0027
5	Megan Lawson	104	5	15.85	140.0024
6	Erin Peelman	119	6	14.60	96.7047
7	Jess Bowen	130	7	22.95	72.8055
8	Birte Knaus	156	8	17.46	54.1940
9	Kate Eisner	158	9	17.21	54.1913
10	Karen Brookes	167	10	20.66	43.2046
11	Isobel Heer	168	11	19.75	43.2044
12	Stella Goldstraw	169	12	19.75	43.2044
13	Lisa Stephens	171	13	18.26	43.2041
14					
15					
16					
17					
18					
19					
20					

Geelong Mountain Bike Club Race Event Summary



Series Number **276**
 Event name, location and date **Autumn 2024 Round 1 at Stockyards on 13 April 2024**
 Lap distance **5.400 kilometers**

Event race details by categories

Men A Grade

Place	Name	Overall Rank	LAP N°	Race Ave km/h	Total HH:MM:SS	LAP 1 MM:SS	LAP 2 MM:SS	LAP 3 MM:SS	LAP 4 MM:SS	LAP 5 MM:SS	LAP 6 MM:SS	Lap Ave MM:SS	Median MM:SS	Fastest Lap Lap N°	Fastest Lap Lap Time	Slowest Lap Lap N°	Slowest Lap Lap Time
1	Will Djatschenko	1	6	23.756	01:21:50	13:21	13:38	14:10	13:14	13:48	13:39	13:38	13:39	4	13:14	3	14:10
2	Tom Owens	2	6	23.683	01:22:05	13:20	13:39	14:10	13:29	13:50	13:37	13:41	13:38	1	13:20	3	14:10
3	Jeffery Hunt	3	6	22.627	01:25:55	14:33	14:19	14:31	14:28	14:11	13:53	14:19	14:23	6	13:53	1	14:33
4	Herbert Henkel	4	6	21.173	01:31:49	14:33	15:10	15:03	14:44	14:39	17:40	15:18	14:53	1	14:33	6	17:40
5	Stuart Brown	5	5	21.547	01:15:11	14:45	15:00	15:02	15:09	15:15	00:00	15:02	15:02	1	14:45	5	15:15
6	Chris Pearce	26	5	18.077	01:29:37	20:36	17:16	16:44	17:08	17:53	00:00	17:55	17:16	3	16:44	1	20:36

Men B Grade

Place	Name	Overall Rank	LAP N°	Race Ave km/h	Total HH:MM:SS	LAP 1 MM:SS	LAP 2 MM:SS	LAP 3 MM:SS	LAP 4 MM:SS	LAP 5 MM:SS	LAP 6 MM:SS	Lap Ave MM:SS	Median MM:SS	Fastest Lap Lap N°	Fastest Lap Lap Time	Slowest Lap Lap N°	Slowest Lap Lap Time
1	Tom Crawford	6	5	21.213	01:16:22	15:59	15:01	15:09	15:08	15:05	00:00	15:16	15:08	2	15:01	1	15:59
2	Michael Farr	7	5	21.044	01:16:59	15:59	14:59	15:15	15:20	15:26	00:00	15:24	15:20	2	14:59	1	15:59
3	Todd Lewis	8	5	20.921	01:17:26	15:58	15:17	14:57	15:44	15:30	00:00	15:29	15:30	3	14:57	1	15:58
4	Justin Vollerup	9	5	20.611	01:18:36	15:36	15:23	15:16	15:57	16:24	00:00	15:43	15:36	3	15:16	5	16:24
5	Phil O'Neil	11	5	20.571	01:18:45	15:59	15:01	15:45	16:09	15:51	00:00	15:45	15:51	2	15:01	4	16:09
7	Ben Lord	12	5	20.016	01:20:56	16:11	16:09	16:07	16:20	16:09	00:00	16:11	16:09	3	16:07	4	16:20
8	Chris Ruddock	14	5	19.996	01:21:01	15:58	16:07	16:18	16:14	16:24	00:00	16:12	16:14	1	15:58	5	16:24
9	Anthony Natoli	15	5	19.784	01:21:53	16:09	16:16	16:45	16:22	16:21	00:00	16:23	16:21	1	16:09	3	16:45
10	Lucas Sproson	17	5	19.589	01:22:42	16:11	16:15	16:33	16:48	16:55	00:00	16:32	16:33	1	16:11	5	16:55
11	David Keir	18	5	19.557	01:22:50	16:12	16:25	16:56	17:12	16:05	00:00	16:34	16:25	5	16:05	4	17:12

Men C Grade

Place	Name	Overall Rank	LAP N°	Race Ave km/h	Total HH:MM:SS	LAP 1 MM:SS	LAP 2 MM:SS	LAP 3 MM:SS	LAP 4 MM:SS	LAP 5 MM:SS	LAP 6 MM:SS	Lap Ave MM:SS	Median MM:SS	Fastest Lap Lap N°	Fastest Lap Lap Time	Slowest Lap Lap N°	Slowest Lap Lap Time
1	Anders Stenhouse	16	5	19.613	01:22:36	16:20	16:08	16:41	17:05	16:22	00:00	16:31	16:22	2	16:08	4	17:05
2	Lachlan Johnson	19	5	19.119	01:24:44	16:20	16:32	17:06	17:31	17:15	00:00	16:57	17:06	1	16:20	4	17:31
3	Rodney Sullivan	20	5	19.018	01:25:11	16:29	16:29	17:32	17:09	17:32	00:00	17:02	17:09	1	16:29	3	17:32
4	Richard Eisner	23	5	18.682	01:26:43	17:08	17:19	17:28	17:35	17:13	00:00	17:21	17:19	1	17:08	4	17:35
5	Vincent Trotter	24	5	18.278	01:28:38	16:37	17:45	18:20	18:10	17:46	00:00	17:44	17:46	1	16:37	3	18:20
6	Martin Keir	25	5	18.182	01:29:06	17:08	17:58	17:59	17:59	18:02	00:00	17:49	17:59	1	17:08	5	18:02
7	Nick Pile	34	4	17.068	01:15:56	18:20	18:57	19:01	19:38	00:00	00:00	18:59	18:59	1	18:20	4	19:38
8	Shane Jenkin	35	4	16.908	01:16:39	18:07	19:09	19:52	19:31	00:00	00:00	19:10	19:20	1	18:07	3	19:52
9	Jon Pendlebury	39	4	16.268	01:19:40	17:55	19:19	20:51	21:35	00:00	00:00	19:55	20:05	1	17:55	4	21:35

Geelong Mountain Bike Club Race Event Summary

Series Number **276**
 Event name, location and date **Autumn 2024 Round 1 at Stockyards on 13 April 2024**
 Lap distance **5.400 kilometers**



Men D Grade																	
Place	Name	Overall Rank	LAP N°	Race Ave km/h	Total HH:MM:SS	LAP 1 MM:SS	LAP 2 MM:SS	LAP 3 MM:SS	LAP 4 MM:SS	LAP 5 MM:SS	LAP 6 MM:SS	Lap Ave MM:SS	Median MM:SS	Fastest Lap Lap N°	Fastest Lap Lap Time	Slowest Lap Lap N°	
1	Michael Warren	28	5	17.625	01:31:55	18:54	17:56	17:35	18:18	19:12	00:00	18:23	18:18	3	17:35	5	19:12
2	David Jakic	32	4	17.132	01:15:39	18:06	18:34	19:09	19:50	00:00	00:00	18:55	18:52	1	18:06	4	19:50
3	Ewan Sullivan	37	4	16.669	01:17:45	18:40	18:51	19:46	20:28	00:00	00:00	19:26	19:19	1	18:40	4	20:28
4	Ben Van Duijne	38	4	16.409	01:18:59	18:56	20:08	20:17	19:38	00:00	00:00	19:45	19:53	1	18:56	3	20:17
5	Nicholas Hughes	40	4	15.773	01:22:10	20:00	20:33	20:51	20:46	00:00	00:00	20:33	20:39	1	20:00	3	20:51
6	Paul Durante	41	4	15.334	01:24:31	19:37	21:38	21:36	21:40	00:00	00:00	21:08	21:37	1	19:37	4	21:40
7	Kelly Weston	42	3	14.551	01:06:48	20:26	22:14	24:08	00:00	00:00	00:00	22:16	22:14	1	20:26	3	24:08
8	Colin Linahan	MD8	3	13.112	01:14:08	24:16	24:37	25:15	00:00	00:00	00:00	24:43	24:37	1	24:16	3	25:15

Women A Grade																	
Place	Name	Overall Rank	LAP N°	Race Ave km/h	Total HH:MM:SS	LAP 1 MM:SS	LAP 2 MM:SS	LAP 3 MM:SS	LAP 4 MM:SS	LAP 5 MM:SS	LAP 6 MM:SS	Lap Ave MM:SS	Median MM:SS	Fastest Lap Lap N°	Fastest Lap Lap Time	Slowest Lap Lap N°	
1	Kate Kellett	10	5	20.589	01:18:41	15:59	15:16	15:47	15:41	15:58	00:00	15:44	15:47	2	15:16	1	15:59
2	Christy Harris	21	5	18.947	01:25:30	16:29	16:45	17:12	17:30	17:34	00:00	17:06	17:12	1	16:29	5	17:34
3	Fiona Mathews	22	5	18.888	01:25:46	16:31	16:41	17:33	17:28	17:33	00:00	17:09	17:28	1	16:31	3	17:33
4	Kate Ross	WA4	4	17.349	01:14:42	18:14	18:30	18:40	19:18	00:00	00:00	18:41	18:35	1	18:14	4	19:18

Women B Grade																	
Place	Name	Overall Rank	LAP N°	Race Ave km/h	Total HH:MM:SS	LAP 1 MM:SS	LAP 2 MM:SS	LAP 3 MM:SS	LAP 4 MM:SS	LAP 5 MM:SS	LAP 6 MM:SS	Lap Ave MM:SS	Median MM:SS	Fastest Lap Lap N°	Fastest Lap Lap Time	Slowest Lap Lap N°	
1	Annabel Eisner	27	5	17.740	01:31:19	18:11	18:34	17:58	18:05	18:31	00:00	18:16	18:11	3	17:58	2	18:34
2	Birte Knaus	29	4	17.423	01:14:23	18:10	18:36	18:32	19:05	00:00	00:00	18:36	18:34	1	18:10	4	19:05
3	Kate Eisner	31	4	17.169	01:15:29	18:37	18:34	18:56	19:22	00:00	00:00	18:52	18:46	2	18:34	4	19:22
4	Alyssa Jones	WB4	4	17.120	01:15:42	18:43	18:45	19:05	19:09	00:00	00:00	18:56	18:55	1	18:43	4	19:09
5	Heidi Hunt	WB5	4	16.766	01:17:18	20:04	19:25	19:12	18:37	00:00	00:00	19:20	19:19	4	18:37	1	20:04